

1500 and no more 1000.

NEW



PV-ISOTEST

Instrument for the verification, maintenance and safety of photovoltaic systems up to 1500VDC

STANDARD IEC/EN62446



Building the future since 1983.

PV-ISOTEST

ORDER CODE HV0PVISO

15000 and no more 10000.

Photovoltaic technology is changing.

The design and production of installations increasingly takes into consideration the **increase in rated voltage**, which allows for the realization of strings up to 30% longer, for a **higher generated power** and, at the same time, uses a smaller number of components, which allows for the **reduction of energy loss (BoS)** up to 30%, while **improving profitability**.

In this way, an increasing number of photovoltaic installations are realized with a **rated voltage close to 1500VDC**, with a view to obtaining the maximization of all the relevant benefits, while falling, at the regulatory level, in the **classification of Low Voltage** systems.

Consequently, the probability of a stress on each part of the photovoltaic system generates **the need of having suitable and highly performing tools for an accurate and appropriate verification** of these **new parameters**.

This is why **HT Italia** has created and developed **PV ISOTEST**, the **first and only instrument suitable** to carry out, on a photovoltaic system **up to 1500VDC**, the **most important safety checks** required by standard IEC/EN62446-1, and to **guarantee the quality performance** a professional nowadays considers as highly indispensable.

PV-ISOTEST, the future is coming, and HT brings it.

Tests in
DUAL MODE
DUAL



FUNCTION
GFL

Identification and
localization
of the fault

INSULATION
1500 V

For photovoltaic
systems

PV-ISOTEST

INSULATION IN DUAL MODE

VERIFIES

Verification with an **immediate result (OK | NO)** of the insulation resistance of the **active conductors** of a module, string or entire photovoltaic field, according to the requirements of standard IEC/EN62446, **with no need for an external switch** to short-circuit the positive and negative terminals.



IDENTIFIES

Automatic identification, with **one single test**, of the conformity of the total insulation of a whole photovoltaic field, with respect to expectations. PV-ISOTEST is **the only verification instrument** capable of simultaneously indicating the insulation resistance values of both the positive and negative poles, thus giving the **operator the possibility to direct his search to the real location of the fault**.



INSULATION IN TIMER MODE

VERIFIES

Verification with **immediate result (OK | NO)** of the **insulation resistance of a cable** with calculation of the **Dielectric Absorption Ratio** ($DAR = R_{1min} / R_{30s}$) and of the **Polarization Index** ($PI = R_{10min} / R_{1min}$), which indicate the state of deterioration of the insulation.

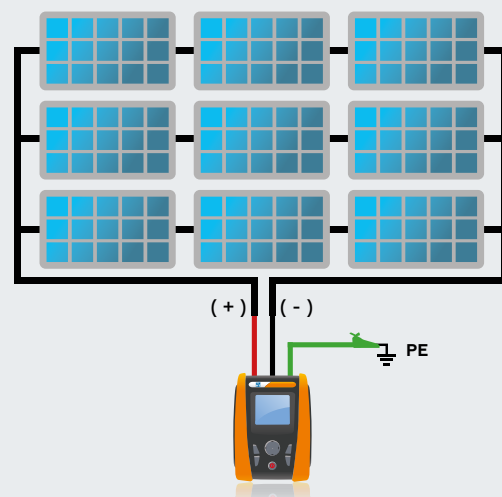
IDENTIFIES

Evaluation of the values of parameters DAR and PI, specifically useful in case the insulation of particularly long or old cables is to be tested.

Insulation quality can be evaluated thanks to the following summary table:

DAR	PI	Insulation condition
<1.25	<1	Dangerous
<1.6	>1 and <2	To be checked
>1.6	>2 and <4	Good
	>4	Excellent

Insulation mode DUAL
Unearthed PV field



PV-ISOTEST

GFL (Ground Fault Locator) function

LOCALIZES

PV-ISOTEST provides the **precise position of a possible single fault** of low insulation found on a string of the PV system due, for example, to water or humidity infiltrations.



RPE FUNCTION

VERIFIES

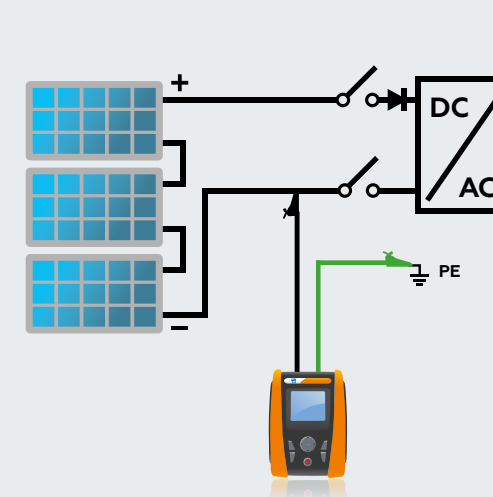
Verification with an **immediate result (OK | NO)** of the **continuity of the protective conductors** and of the relevant connections with test current >200mA

DMM FUNCTION

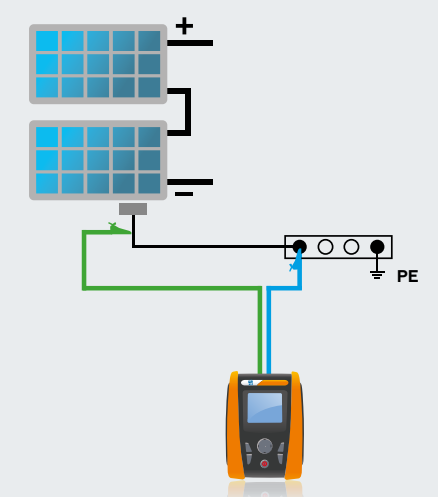
DISPLAYS

Immediate display of the DC and RMS voltages (also including possible AC components) between the poles and the earth.

Insulation mode TIMER
Connection diagram



RPE FUNCTION
Connection diagram





Provided accessories

- › **KITGSC4** Set of 4 banana cables 4mm + 4 alligator clips
- › **KITPCMC4** Set of 2 MC4 banana adapters
- › **VA507** Hard carrying case
- › **SP-5100** Carrying straps
- › **TOPVIEW2006** PC Windows software+ optical/USB connection cable (order code: C2006)
- › **YAMUM0077HTO** User manual on CD-ROM
- › **YAMUM0076HTO** Quick reference guide
- › **ISO calibration report**



Technical sheet

› DC VOLTAGE

Range (V)	Resolution (V)	Accuracy
3 ÷ 1500	1	± (1.0%reading + 2digits)

› AC TRMS VOLTAGE

Range (V)	Resolution (V)	Accuracy
3 ÷ 1000	1	± (1.0%reading + 3digits)

› INSULATION RESISTANCE (MΩ) – DUAL MODE

Test voltage DC [V]	Range [MΩ]	Resolution [MΩ]	Accuracy
250, 500, 1000, 1500	0.1 ÷ 0.99	0.01	±(5%reading + 5digits)
	1.0 ÷ 19.9	0.1	
	20 ÷ 100	1	

› INSULATION RESISTANCE (MΩ) – TIMER MODE

Test voltage DC [V]	Range [MΩ]	Resolution [MΩ]	Accuracy
250, 500, 1000, 1500	0.1 ÷ 9.99	0.01	±(5.0%reading + 5digits)
	10.0 ÷ 99.9	0.1	

› CONTINUITY OF PROTECTIVE CONDUCTORS (RPE)

Range (Ω)	Resolution (Ω)	Accuracy
0.00 ÷ 9.99	0.01	±(2%reading + 2digits)
10.0 ÷ 99.9	0.1	
100 ÷ 1999	1	

Test current: >200mA DC up to 5Ω (cables included)
 Resolution: 1mA
 Accuracy: ±(5.0%reading + 5digits)
 Open-circuit voltage: 4 < V_o < 10V



Optional accessories

- › **606-IECN**
Connector with magnetic terminal, black
- › **1066-IECN**
Connector for extension cables with 4mm banana connector, black
- › **1066-IECR**
Connector for extension cables with 4mm banana connector, red

› GFL (GROUND FAULT LOCATOR) FUNCTION

Test voltage DC [V]	Range [MΩ]	Resolution [MΩ]	Accuracy	Accuracy of position
250, 500, 1000, 1500	0.1 ÷ 0.99	0.01	±(5.0%rdg + 5dgt)	± 1module
	1.0 ÷ 19.9	0.1		
	20 ÷ 100	1		

The GFL function provides correct results with the following conditions:

- › Test carried out with V_{test} ≥ V_{nom} on a single string disconnected from the inverter, from possible overvoltage protections and earth connections
- › Test carried out upstream of possible blocking diodes
- › Single fault of low insulation located at any position in the string
- › Insulation resistance of the single fault < 0.1MΩ
Environmental conditions similar to those in which the fault occurred

POWER SUPPLY

Battery type: 6x1.5V alkaline batteries type AA LR06 or 6x1.2V rechargeable batteries type AA LR06

Battery duration: approx. 500 tests (for each function)

Auto Power OFF: after 5 minutes' idling

OUTPUT INTERFACE

PC interface: optical/USB

REFERENCE STANDARDS:

Instrument safety: IEC/EN61010-1, IEC/EN61010-2-030
IEC/EN61010-2-033, IEC/EN61010-2-034
EMC: IEC/EN61326-1
Accessory safety: IEC/EN61010-031
General: IEC/EN62446
MΩ measurement: IEC/EN61557-2
RPE measurement: IEC/EN61557-4
Insulation: double insulation
Pollution level: 2
Measurement category: CAT III 1500VDC, CAT III 1000VAC
MAX 1500VDC / 1000VAC between inputs



WATCH TUTORIAL VIDEOS



CONSULT THE PRODUCT DETAILS



HT ITALIA S.R.L.

Via della Boaria, 40 48018 Faenza (RA) Italia

T +39 0546 621002 | F +39 0546 621144 | M export@htitalia.it | ht-instruments.it



Service van EURO-INDEX

EURO-INDEX verleent service op alle meetinstrumenten uit haar leveringspakket en biedt de faciliteiten, kennis en hoog gekwalificeerd personeel voor (preventief) onderhoud, reparatie en kalibratie van uw meetinstrumenten.

Geautoriseerd Service Centrum

EURO-INDEX is van alle vertegenwoordigde merken een Geautoriseerd Service Centrum.

Dit betekent dat uw instrumenten worden behandeld door goed opgeleid en kundig personeel, dat beschikt over de juiste gereedschappen en software. Er worden uitsluitend originele onderdelen gebruikt en de garantie van uw instrument, evenals de certificering (ATEX, EN50379, etc.) blijven intact.

Service- en kalibratielaboratorium

EURO-INDEX beschikt over een bijzonder modern service- en kalibratielaboratorium met RvA accreditatie naar NEN-EN-ISO/IEC 17025. Deze accreditatie geldt voor verschillende grootheden, zoals gespecificeerd in de scope bij accreditatienummer K105.



KWS®

KWS is een uniek servicesysteem voor uw meetinstrumenten met periodiek onderhoud en kalibratie. Veel zaken worden voor u geregeld, zodat u zonder zorgen gebruik kunt maken van uw meetinstrumenten. De kosten zijn laag en voorspelbaar.

Digitale toegang tot uw kalibratiecertificaten met Mijn KWS

Via het Mijn KWS webportal heeft u altijd en overal toegang tot uw kalibratiecertificaten en gerelateerde documenten.

Verhuur van meetinstrumenten

- Uitgebreid assortiment
- Deskundig advies
- Instrumenten worden geleverd met accessoirepakket en herleidbaar kalibratiecertificaat

EURO-INDEX Academy

- Producttrainingen (individueel en klassikaal)
- Seminars
- Demonstratie- en instructievideo's

Bekijk de video op ons YouTube kanaal en ontdek alles over KWS



Servicebalie



Kalibratie rookgasanalyse



Seminars en workshops



Kalibratie thermografie

Wijzigingen voorbehouden EURO-INDEX® VL 18001

Het Bluetooth® woord- en beeldmerk zijn eigendom van Bluetooth SIG, Inc. Gebruik van deze merken door EURO-INDEX geschiedt onder licentie.



BELGIË
Leuvensesteenweg 607
1930 Zaventem
T: 02 - 757 92 44
F: 02 - 757 92 64
info@euro-index.be
www.euro-index.be

NEDERLAND
Rivium 2e straat 12
2909 LG Capelle a/d IJssel
T: +31 - (0)10 - 2 888 000
F: +31 - (0)10 - 2 888 010
verkoop@euro-index.nl
www.euro-index.nl

