

PRODUCT CATALOGUE

# Measuring and testing instruments

Edition 2022 / 2023



- 5 | A success story**  
Testboy company philosophy
- 6 | Continuity testers**  
Testboy 20 Plus
- 8 | Voltage testers**  
Testboy 10, 11, 111, 110, 113, 114, 115 Bit, 105, 160, 161, 162, 40 Plus
- 15 | Magnetic field testers**  
Testboy 15, 130
- 17 | Two-pole voltage testers**  
Testboy 40 Simple, Profi III LED, Profi III LCD
- 21 | Multimeters**  
Testboy 312, 313, 2200, 3000, Pocket 100
- 27 | Current measurement clamps**  
Testboy TV 216 N, TV 217, TV 218, TV 225
- 32 | Socket outlet testers**  
Testavit Schuki 1 LCD, 3 LCD, 1 A, 3 A, 2 K
- 36 | Cable detectors, wall scanners & network testers**  
Testboy 26, 27 Analog, 27 Digital, 28, 29, 30, TV 700
- 44 | Adapters & rotating field testers**  
Testboy TV 416 (A), TV 432 (A), TV 410 N, TV 411, TV 435, TV 800



- 50 | Installation & device testers**  
Testboy TV 431, TV 441, TV 445, TV 455, TV 465, TV 470
  
- 57 | Thermometers**  
Testboy TV 323, TV 325
  
- 60 | Luxmeters & range finders**  
Testboy TV 333, TV 335, TV 610
  
- 64 | Mould detectors, hygrometers & anemometers**  
Testboy TV 328, TV 341, TV 350
  
- 69 | Vehicle measuring instruments**  
Testboy 55, 60, 65, 72, 74, Car Tester
  
- 76 | E-Mobility**  
Testboy TV 900
  
- 78 | Cameras**  
Testboy TV 280, TV 292, TV 293
  
- 82 | Accessories**
  
- 84 | History**  
and quality standard
  
- 85 | Contacts**
  
- 86 | Safety information**  
general and environmental certificate



## Hello!

*I am TestBOY Ludwig. I will accompany you through this catalogue. I hope to be able to provide assistance with some decisions. Now, lick your finger and browse through...*



SINCE 1953

# A success story

[www.testboy.de](http://www.testboy.de)

In the early days of the new West German Republic, an ingenious inventor had an idea which was to revolutionise measurement technology in the electrical branch. The electrician Ludwig Mers developed a continuity tester and called it Testboy. Little did he know that the name was to develop into a modern synonym for measurement technology. And the innovative device built the base of the success story of our family-led company which continues today.

With a solid pioneer spirit and a flair for knowing what the market needs in terms of measuring and testing instruments Testboy has advanced to its current status as an international market leader.

Faithful to our maxim „safety through the provision of quality“ our measuring and testing instruments convince in everyday use. We promise to continue this approach and will extend the service and delivery capacity to which you have become accustomed. Our highly-trained and motivated specialist personnel will do everything possible to keep up with and satisfy the ever-changing needs of trade, industry and research.

We should like to extend our thanks for the trust which you have invested in us over almost 70 years and the future.

Best wishes from Vechta

*Your Testboy team*

TESTBOY

# Continuity testers



**30 sec. max.**

# TESTBOY 20 PLUS

## Continuity tester with external voltage protection

The Testboy 2 was the top-selling continuity tester in Germany. The Testboy 20 Plus represents its systematic development. Its non-contact voltage sensor enables it to detect AC voltages through insulation. Defective extension cable, multiple plugs or similar constructions are located accurately within seconds. The installed current warner alerts users to the presence of life-threatening voltage. The electronics also enable a single-pole phase search.

### YOUR BENEFITS

- > Reliable continuity tester
- > Non-contact voltage sensor
- > High-performance LED torch

### SPECIFICATIONS

	Testboy 20 Plus
Indication	Optical and acoustical
Continuity test	Optical 0 – 20 Ω Acoustical 0 – 250 Ω
Maximum test voltage	4,5 V
Test current	Optical ~ 10 mA Acoustical ~ 2 mA
Contactless voltage test	from 110 V AC
External voltage protection	up to 300 V
Flashlight	Yes
Overvoltage category	CAT II 300 V
Standard	IEC / EN 61010-1 (DIN VDE 0411)
Dimensions	120 x 60 x 30 mm
Weight	90 g
Power supply	3 x AA, 1,5 V, LR6
Scope of delivery	Test leads



*I carry the Testboy 20 with me at all times, just like I used to with the Testboy 2. All I can say is that you need it!*



TESTBOY

# Voltage testers





# TESTBOY 10, 11, 111

## Non-contact voltage testers

The Testboy 10, 11 and 111 non-contact voltage testers detect live conductors on cable connections, cable drums, sockets, switches, junction boxes etc. A capacitive measurement procedure obviates the need for a current flow; interruptions can be indicated quickly to the nearest centimetre.

### YOUR BENEFITS

- > Capacitive measurement procedure
- > Alarm signal (Testboy 11, 111)
- > LED flashlight (Testboy 111)
- > CAT III 1000 V / CAT IV 600 V



### SPECIFICATIONS

	Testboy 10	Testboy 11	Testboy 111
Indication	Optical	Optical and acoustical	Optical and acoustical
Testing range	110–1000 V AC		
Testing method	Capacitive		
Flashlight	No	No	Yes
Overvoltage category	CAT III 1000 V / CAT IV 600 V		
Standard	IEC / EN 61010-1 (DIN VDE 0411)		
Dimensions	145 x 25 x 20 mm	145 x 22 x 21 mm	149 x 22 x 25 mm
Weight	20 g	21 g	21 g
Power supply	2 x AAA, 1,5 V, LR03		



# TESTBOY 110, 113, 114

## Non-contact voltage testers from 12 V AC

As the systematic development of the familiar voltage tester, the Testboy 110, 113 and 114 non-contact voltage testers detect a live conductor from 12 V AC, even in low volt systems. The capacitive measurement procedure used means that invisible fractures in extension cables or a defective lamp in a chain of lights can be detected to the nearest centimetre within a few seconds.

### YOUR BENEFITS

- > Capacitive measurement procedure
- > Measurements from 12 V
- > LED flashlight
- > Vibrating indication (Testboy 114)

### SPECIFICATIONS

	Testboy 110	Testboy 113	Testboy 114
Indication	Optical	Optical and acoustical	Optical and vibrating
Testing range	12 – 1000 V AC		
Testing method	Capacitive		
Flashlight	Yes		
Overvoltage category	CAT III 1000 V / CAT IV 600 V		
Standard	IEC / EN 61010-1 (DIN VDE 0411)		
Dimensions	145 x 22 x 21 mm	149 x 23 x 21 mm	143 x 22 x 20 mm
Weight	19 g	21 g	20 g
Power supply	2 x AAA, 1,5 V, LR03		



Product video:  
[www.testboy.de](http://www.testboy.de)



# TESTBOY 115 BIT

## Non-contact voltage tester from 12 V AC with integrated bit holder

The innovative Testboy 115 Bit non-contact voltage tester detects live conductors from 12 V AC up to 1000 V AC, even in low-voltage systems. Cable breaks in extension cables, defective lamps, light chains or defective fuses are located without any power flow within seconds and to the nearest centimetre using the capacitive measurement procedure. An optical display conveys the voltage indication: a red LED with voltage indication from 110 V–1000 V AC; a blue LED if the 12 V mode is activated; a purple LED with a voltage indication of 12 V–1000 V AC. The Testboy 115 Bit recognizes phase conductors in single-phase and three-phase networks. A bit holder performs a screwdriver function.



### YOUR BENEFITS

- > Practical bit holder
- > Measurements from 12 V AC
- > Capacitive measurement procedure

### SPECIFICATIONS

	Testboy 115 Bit
Indication	Optical
Testing range	12–1000 V AC
Testing method	Capacitive
Overvoltage category	CAT III 1000 V / CAT IV 600 V
Standard	IEC / EN 61010-1 (DIN VDE 0411)
Dimensions	150 x 25 x 23 mm
Weight	62 g
Power supply	2 x AAA, 1,5 V, LR03
Scope of delivery	Carrying case and 2 isolated bits (+,-)



*This Bit holder is really great!*



# TESTBOY 105

## Non-contact voltage tester with safety level CAT IV 1000 V

A further non-contact voltage tester is the Testboy 105. This detects live conductors from 12 V AC to 1000 V in CAT IV. The optical, acoustic and vibrating indication makes it especially easy and reliable to use. The capacitive measurement procedure enables detection of invisible interruptions in cables in a few seconds within only a few millimetres tolerance.

### YOUR BENEFITS

- > Capacitive measurement procedure
- > Optical, acoustic and vibrating indication
- > Measurements from 12 V AC
- > LED flashlight
- > CAT IV 1000 V
- > IEC / EN 61010-1 (DIN VDE 0411)


### SPECIFICATIONS

	Testboy 105
Indication	Optical, acoustical and vibrating
Testing range	12 – 1000 V AC
Testing method	Capacitive
Flashlight	Yes
Overvoltage category	CAT IV 1000 V
Standard	IEC / EN 61010-1 (DIN VDE 0411)
Dimensions	160 x 21 x 20 mm
Weight	20 g
Power supply	2 x AAA, 1,5 V, LR03



*It can do everything. A small instrument with safety level CAT IV 1000 V!*

*The vibration enables you to feel the voltage.*



# TESTBOY 160, 161, 162

## Non-contact voltage testers

The Testboy 160, 161 and 162 non-contact voltage testers detect live conductors on cable connections, cable drums, sockets, switches, junction boxes etc. A capacitive measurement procedure obviates the need for a current flow; interruptions can be indicated quickly to the nearest centimetre.

### YOUR BENEFITS

- > Capacitive measurement procedure
- > Alarm signal (Testboy 161, 162)
- > LED flashlight
- > CAT III 1000 V / CAT IV 600 V



### SPECIFICATIONS

	Testboy 161	Testboy 162	Testboy 163
Indication	Optical	Optical and acoustical	Optical, acoustical and vibrating
Testing range	12–1000 V AC		
Testing method	Capacitive		
Flashlight	Yes		
Overvoltage category	CAT III 1000 V / CAT IV 600 V		
Standard	IEC / EN 61010-1 (DIN VDE 0411)		
Dimensions	150 x 27 x 27 mm		
Weight	31 g	32 g	33 g
Power supply	2 x AAA, 1,5 V, LR03		



# TESTBOY 40 PLUS

## Voltage tester

The Testboy 40 Plus is robust and userfriendly. It`s ergonomic structure makes the handling and operation very easy which guarantees a long service life. The voltage tester reliably indicates DC and AC voltages from 6 to 400 V. Moreover, the electronics enable phase search to the protective earth conductor.

### YOUR BENEFITS

- > Voltage range up to 400 V AC // DC
- > Phase search to the protective earth conductor
- > Voltage supply via the measurement object
- > Easy handling

### SPECIFICATIONS

	Testboy 40 plus
Indication	Optical, 8 LEDs
Voltage range	6 – 400 V AC / DC
Polarity	Yes (+,- LED)
Phase search to the protective earth conductor	Yes
Overvoltage category	CAT III 400 V
Protection class	IP 65
Standard	IEC / EN 61010-1 (DIN VDE 0411)
Dimensions	275 x 60 x 40 mm
Weight	104 g
Power supply	Via test object





TESTBOY

# Magnetic field testers

# TESTBOY 15, 130

## Non-contact magnetic field testers

The Testboy 15 and Testboy 130 magnetic field testers are suited to the rapid and precise testing of electro-magnetic switches and valves. Their tip lights up to indicate the presence of permanent, DC or AC magnetic fields. The level of sensitivity which they provide means that it is often not necessary to dismantle machine covers or cladding. This enables a function test without the need for any setting-up time to stop the machine.

### YOUR BENEFITS

- > Non-contact testing of all magnetic fields
- > High-performance LED flashlight (Testboy 130)

### SPECIFICATIONS

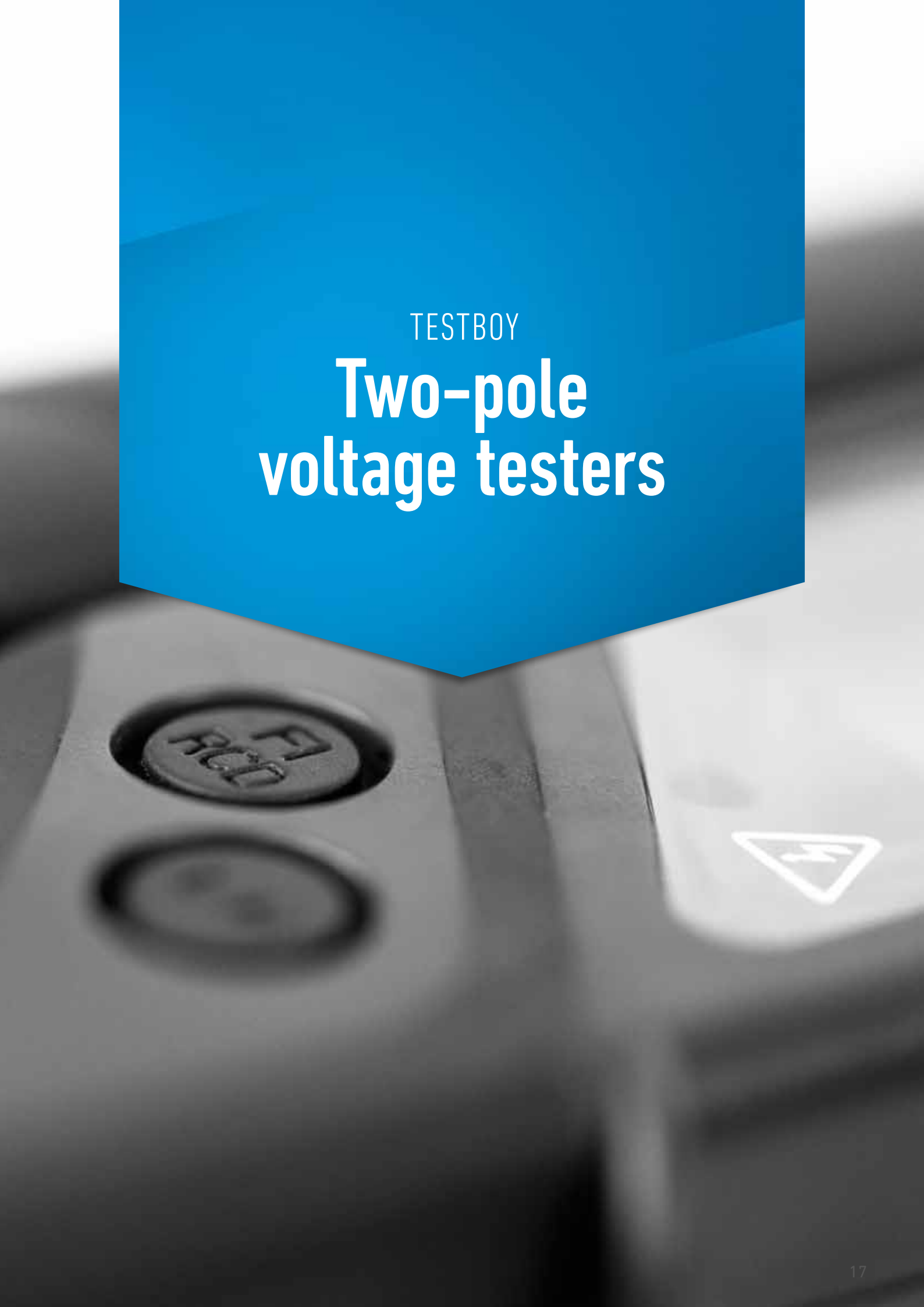
	Testboy 15	Testboy 130
Indication	Optical	Optical
Testing range	Detecting the magnetic field	
Flashlight	No	Yes
Standard	IEC / EN 61010-1 (DIN VDE 0411)	
Dimensions	143 x 26 x 23 mm	143 x 25 x 20 mm
Weight	21 g	19 g
Power supply	2 x AAA, 1,5 V, LR03	





TESTBOY

# Two-pole voltage testers



# TESTBOY 40 SIMPLE

## Two-pole voltage tester

Why complicate things when they can be simple? The Testboy 40 simple is robust and user-friendly. Thanks to its practical design, the Testboy 40 Simple fits comfortably in the hand and is classic and easy to operate. This guarantees the user a long service life. The voltage tester reliably displays DC and AC voltages in the range from 12 to 690 V. In addition, the Testboy 40 simple enables continuity testing and single-pole phase search.

### YOUR BENEFITS

- > Optical display with 10 LEDs
- > 12–690 V AC / DC
- > Phase search against the protective earth conductor
- > Continuity test up to 650 kΩ
- > Easy handling
- > CAT IV 300 V / CAT III 600V

### SPECIFICATIONS

	Testboy 40 simple
Indication	Optical, 10 LEDs
Voltage range	12–690 V AC / DC
Polarity	Yes (+, - LED)
Continuity test	Yes, acoustical up to 650 kΩ
Single pole phase testing	Yes
Overvoltage category	CAT IV 300 V / CAT III 600 V
Protection class	IP 54
Standard	EN 61243-3
Dimensions	208 x 40 x 13 mm
Weight	145 g
Power supply	2 x AAA, 1,5 V, LR03 Voltage test even without batteries
Scope of delivery	Probe set



# TESTBOY PROFI III LED

## Two-pole voltage tester at the highest safety level CAT IV in accordance with the latest standards

The Testboy Profi III LED represents the systematic development of our popular Testboy Profi LED Plus. It convinces due to its user-friendly handling, stable and safe structure and conforms to all requirements placed on modern voltage testers by a specialist. Its highest safety level (CAT IV 1000 V) makes it suitable for measurements on hybrid and electric vehicles, as well as photovoltaic installations. Voltage testing is possible even up to 1400 V DC. Voltage recognition is performed optically, acoustically and with a vibration. The safety level CAT IV 1000 V is almost unique for a voltage tester.


### YOUR BENEFITS

- > Highest safety level CAT IV 1000 V
- > Practical one-hand operation
- > Testing without finger contact

### SPECIFICATIONS

	Testboy Profi III LED
Indication	Optical, 14 LEDs
Voltage range	6 – 1000 V AC / 6 – 1400 V DC
Test range selection	Automatic
Polarity	Yes (+,- LED)
Continuity test	0 – 200 kΩ optical and acoustical
Phase indication	> 100 V AC
Single-pole phase testing	Yes
Bipolar rotary field testing	Yes, at > 200 V AC
FI / RCD test	30 mA at 230 V AC using 2 buttons
PELV indication	Optical and vibrating
4 mm probe adapter	Removable
Test location light	Yes
Auto-Power-Off	Yes
Overvoltage category	CAT IV 1000 V
Protection class	IP 65
Standard	EN 61243-3:2014
Dimensions	300 x 75 x 20 mm
Weight	270 g
Power supply	2 x AAA, Li-Fe FR03, 1,5 V Dangerous voltage warning even without batteries
Scope of delivery	Probe set

*The professional voltage testers represent an indispensable life insurance for the user.*



# TESTBOY PROFI III LCD

## Two-pole voltage tester at the highest safety level CAT IV in accordance with the latest standards


The Testboy Profi III LCD is the top model of our tried-and-tested Profi series. No conventionally-available two-pole voltage tester has so many comparable functions. The innovative two-pole voltage tester convinces with a wide performance spectrum and practical one-hand operation. It enables tests without finger contact; the highest safety level, CAT IV 1000 V suits it to performing measurements on hybrid and electric vehicles and photovoltaic installations. A voltage test is even possible up to 1400 V DC. This top-quality instrument is characterised by its resistant and safe characteristics. Voltage recognition is performed both optically and with a vibration. The safety level CAT IV 1000 V is almost unique for a voltage tester.

### YOUR BENEFITS

- > Highest safety level CAT IV 1000 V
- > Voltage indication up to 1000 V AC and 1400 V DC
- > Frequency display up to 500 Hz
- > Large, illuminated LCD
- > Resistance testing 10 to 199.9 kΩ
- > T-RMS testing procedure for non-sinus voltage e.g. in an industrial application

### SPECIFICATIONS

	Testboy Profi III LCD
Indication	LCD with backlight
Voltage range	3 – 1000 V AC (T-RMS / RMS) / 4 – 1400 V DC
Test range selection	automatic
Polarity	Yes, on LCD
Continuity test	0 – 10 kΩ optical and acoustical
Resistance	10 – 199,9 kΩ
Frequency	0 – 500 Hz
Phase indication	> 100 V AC
Single-pole phase testing	Yes
Bipolar rotary field testing	Yes, at > 200 V AC
FI / RCD test	30 mA at 230 V AC using 2 buttons
PELV indication	Optical and vibrating
4 mm probe adapter	Removable
Test location light	Yes
Data-Hold	Yes, on voltage and resistance
Auto-Power-Off	Yes
Overvoltage category	CAT IV 1000 V
Protection class	IP 65
Standard	EN 61243-3:2014
Dimensions	300 x 75 x 20 mm
Weight	270 g
Power supply	2 x AAA, Li-Fe FR03 1,5 V Dangerous voltage warning even without batteries
Scope of delivery	Probe set





TESTBOY  
**Multimeters**

# TESTBOY 312

## Digital multimeter with USB interface

The high accuracy of measurement is the stand-out characteristic of the Testboy 312 digital multimeter. Its extremely effective measurement procedure prevents measuring errors in the case of non-sinusoidal or non-linear curves. The Testboy 312 also features further important functions such as relative, min. / max. and frequency measurement as well as a USB interface, through which all measurement results can be evaluated using the provided Windows software. The tremendous flexibility of the Testboy 312 makes it especially useful for industrial applications.



### SPECIFICATIONS

	Testboy 312
Indication	LCD with backlight
Measuring range selection	Automatic and manual
AC voltage (T-RMS)	50 mV, 500 mV, 50 V, 500 V, 1000 V
DC voltage	50 mV, 500 mV, 50 V, 500 V, 1000 V
AC current	500 $\mu$ A, 5 mA, 500 mA, 5 A, 10 A
DC current	500 $\mu$ A, 5 mA, 500 mA, 5 A, 10 A
Logic Frequency	5 Hz – 5 MHz Vpp 2 – 5 V square wave
Logic Frequency	10 Hz – 200 kHz Vpp 10 mV sensitive
Resistance measurement range	500 $\Omega$ , 5 k $\Omega$ , 50 k $\Omega$ , 500 k $\Omega$ , 5 M $\Omega$ 50 M $\Omega$
Duty cycle	1 – 99 %, (5 Hz – 500 kHz)
Continuity test	Yes
Diode test	Yes
Capacity	Up to 5000 $\mu$ F
Maximum input voltage	1000 V
AC voltage bandwidth	40 Hz – 20 kHz
Input impedance	10 M $\Omega$
Interface	USB
Data-Hold	Yes
Auto-Power-Off	Yes, after 15 min
Overvoltage category	CAT III 1000 V
Standard	IEC / EN 61010-1 (DIN VDE 0411); EN 61010-2-030; EN 61010-2-031; EN 61010-2-032; EN 61010-2-033
Dimensions	200 x 100 x 40 mm
Weight	600 g
Fuses	500 mA / 1000 V (quick acting) 10 A / 1000 V (quick acting)
Power supply	6 x AAA, 1,5 V, LR03
Scope of delivery	Carrying case, test leads, CD with PC software and USB cable

### YOUR BENEFITS

- > Large LCD with bargraph display
- > T-RMS
- > USB interface
- > Auto / manual range





*I always give this to my apprentices.*

# TESTBOY 313

## Digital multimeter with automatic measuring range protection




The Testboy 313 digital multimeter provides a number of standard functions and is especially safe to operate. The automatic measuring range protection rules out maloperation. It is also fitted with a clear and easily legible 37 mm LCD display and background lighting.

### SPECIFICATIONS

	Testboy 313	Accuracy
Indication	LCD with backlight	
Measurement range selection	manuel	
AC voltage	2 V, 20 V, 200 V 600 V	±1,0%, ±5 Digits ±1,2%, ±5 Digits
DC voltage	200 mV, 2 V, 20 V, 200 V 600 V	±0,5%, ±3 Digits ±0,8%, ±5 Digits
AC current	2mA, 20 mA 200 mA 10 A	±1,0%, ±5 Digits ±1,5%, ±3 Digits ±2,0%, ±8 Digits
DC current	2mA, 20 mA 200 mA 10 A	±1,0%, ±3 Digits ±1,5%, ±3 Digits ±2,0%, ±5 Digits
Frequency	0 – 20 kHz	
Resistance	200 Ω, 2 kΩ, 20 kΩ, 200 kΩ, 2 MΩ 20 MΩ	±1,0%, ±5 Digits ±1,5%, ±5 Digits
Continuity test	Yes, with acoustic signal < 50 Ω	
Diode test	Yes	
Capacity	up to 20 μF	±4,0%, ±3 Digits
Temperature	-20 – 1000 °C with K-Type probe	
Maximum input voltage	600 V AC / DC	
Input impedance	> 7,5 MΩ, typ 10 MΩ (ACV & DCV)	
AC voltage bandwidth	50 – 400 Hz	
Data-Hold	Yes	
Overvoltage category	CAT III 600 V	
Standard	IEC / EN 61010-1; EN 61010-2-030; EN 61010-2-031; EN 61010-2-033	
Dimensions	195 x 90 x 35 mm	
Weight	390 g	
Fuses	200 mA (self-resetting) 10 A / 1000 V (quick acting)	
Power supply	1 x 9 V, 6LR61	
Scope of delivery	Carrying case, test leads and K-type probe (0-180 °C)	

### YOUR BENEFITS

- > Automatic measuring range protection
- > Large LCD with background lighting
- > Temperature measurement



# TESTBOY 2200

## Digital multimeter with cable fracture detector and LED flashlight



The versatile digital multimeter Testboy 2200 has all the functions requisite to universal operation in electrical installation, service and industrial applications. Practical and easy to operate, it provides precise measurements. Equipped with all standard functions, the Testboy 2200 also permits the measurement of currents in ampere range. User protection is improved by the inbuilt contact-free cable fracture detector. An integrated LED torch facilitates working in poorly-lit locations.

### SPECIFICATIONS

	Testboy 2200	Accuracy
Indication	LCD with backlight	
Measurement range selection	Automatic	
AC voltage	2 V, 20 V, 200 V, 400 V	±1,5%, ±5 Digits
DC voltage	200 mV 2 V, 20 V, 200 V, 400 V	±0,5%, ±3 Digits ±0,8%, ±5 Digits
AC current	200 µA, 2000 µA 4 A	±1,3%, ±5 Digits ±1,5%, ±8 Digits
DC current	200 µA, 2000 µA 4 A	±1,0%, ±3 Digits ±1,2%, ±5 Digits
Contactless voltage tester	Yes, from 110 V AC	
Resistance	200 Ω 2 kΩ, 20 kΩ, 200 kΩ 2 MΩ 20 MΩ	±1,0%, ±5 Digits ±1,8%, ±5 Digits ±1,0%, ±5 Digits ±1,8%, ±5 Digits
Continuity test	Yes, with acoustic signal < 50 Ω	
Diode test	Yes	
Maximum input voltage	400 V AC / DC	
Input impedance	> 7,5 MΩ, typ 10 MΩ (ACV & DCV)	
AC voltage bandwidth	50-400 Hz	
Flashlight	Yes	
Data-Hold	Yes	
Auto-Power-Off	Yes, after 15 min	
Overvoltage category	CAT II 400 V / CAT III 300 V	
Standard	IEC / EN 61010-1 (DIN VDE 0411); EN 61010-2-030; EN 61010-2-031; EN 61010-2-033	
Dimensions	140 x 70 x 30 mm	
Weight	188 g	
Fuses	200 mA / 400 V (quick acting) 4 A / 400 V (quick acting)	
Power supply	2 x AAA, 1,5 V, LR03	
Scope of delivery	Carrying case and test leads	

### YOUR BENEFITS

- > Non-contact cable break detector
- > LED flashlight
- > Auto-range function





# TESTBOY 3000

## Digital multimeter with cable fracture detector and the safety level CAT IV

The modern design, cutting-edge technology and extended range of functions provided by the Testboy 3000 digital multimeter enables its universal deployment in both industrial and commercial setting. Additional and practical functions are the non-contact cable fracture detector, the LED torch and an auto-range function. The combination of the fracture and impact-proof ABS housing with the ease of handling provided by the Testboy 3000 permits its deployment in the most challenging of environments.



### YOUR BENEFITS

- > Non-contact cable break detector
- > LED torch
- > Auto-range function

### SPECIFICATIONS

	Testboy 3000	Accuracy
Indication	LCD with backlight	
Measurement range selection	Automatic	
AC voltage	(T-RMS) 2 V, 20 V, 200 V, 600 V	±1,5%, ±5 Digits
DC voltage	200 mV	±0,5%, ±3 Digits
	2 V, 20 V, 200 V, 600 V	±0,8%, ±5 Digits
AC current	200 µA, 2000 µA	±1,3%, ±5 Digits
	10 A	±1,5%, ±8 Digits
Dc current	200 µA, 2000 µA	±1,0%, ±3 Digits
	10 A	±1,2%, ±5 Digits
Contactless voltage tester	Yes, from 110 V AC	
Resistance	200 Ω, 2 kΩ, 20 kΩ, 200 kΩ, 2 MΩ	±1,0%, ±5 Digits
	20 MΩ	±1,8%, ±5 Digits
Continuity test	Yes, with acoustic signal < 50 Ω	
Diode test	Yes	
Maximum input voltage	600 V AC / DC	
Input impedance	> 7,5 MΩ, typ 10 MΩ (ACV & DCV)	
AC voltage bandwidth	50 – 400 Hz	
Flashlight	Yes	
Data-Hold	Yes	
Auto-Power-Off	Yes, after 15 min	
Oversvoltage category	CAT IV 600 V	
Standard	IEC / EN 61010-1 (DIN VDE 0411); EN 61010-2-030; EN 61010-2-031; EN 61010-2-033	
Dimensions	165 x 90 x 30 mm	
Weight	311 g	
Fuses	250 mA (quick acting)	
	10 A / 690 V (quick acting)	
Power supply	2 x AAA, 1,5 V, LR03	
Scope of delivery	Carrying case and test leads	



# TESTBOY POCKET 100

## Digital multimeter

The Testboy Pocket 100 represents the systematic development of the handy Testboy Pocket, which is a firm favourite amongst professional as well as hobby electricians. Its compact structure, large display and the many functions of this easy-to-operate instrument makes it the ideal companion in all standard applications.




### YOUR BENEFITS

- > Data-hold function
- > T-RMS
- > Highly legible LCD display with background lighting

### SPECIFICATIONS

	Testboy Pocket 100	Accuracy
Indication	LCD with backlight	
Measurement range selection	Automatic	
AC voltage (T-RMS)	600 mV, 6 V, 60 V, 600 V	±0,8%, ±3 Digits
DC voltage	600 mV, 6 V, 60 V, 600 V	±0,8%, ±2 Digits
Frecuency	10 Hz – 10 MHz	±1,0%, ±5 Digits
Resistance	600 Ω, 6 kΩ, 60 kΩ, 600 kΩ, 6 MΩ 60 MΩ	±1,2%, ±5 Digits ±2,0%, ±10 Digits
Continuity test	Yes, with acoustic signal < 50 Ω	
Diode test	Yes	
Capacity	60 nF – 60 mF	±4,0%, ±3 Digits
Duty cycle	Yes	±3,0%, ±3 Digits
Maximum input voltage	600 V	
Input impedance	10 MΩ (ACV & DCV)	
AC voltage bandwidth	40 – 1000 Hz	
Data-Hold	Yes	
Auto-Power-Off	Yes, after 5 min	
Overvoltage category	CAT III 600 V	
Standard	IEC / EN 61010-1 (DIN VDE 0411); EN 61010-2-030; EN 61010-2-031; EN 61010-2-033	
Dimensions	133 x 62 x 27 mm	
Weight	105 g	
Power supply	2 x AAA, 1,5 V, LR03	
Scope of delivery	Test lead, holding magnet and carrying case	



TESTBOY

# Current measurement clamps

# TESTBOY TV 216 N

## Digital clamp meter

This multitalent combines the functions of a current clamp and multimeter with its wide range of measurement functions, the Testboy TV 216 N digital clamp meter is just the right helper for use in service, industry or installation. Useful details, such as the large display, manual or automatic measurement range selection and measurement position lighting, make the operation very convenient and easy. The included carrying case protects the instrument and all its accessories even during transport.



### SPECIFICATIONS

	Testboy TV 216 N	Accuracy	Lowest resolution
Indication	LCD with backlight		
Measurement range selection	Automatic / manual		
AC current	60 A, 600 A	±3,0 %, ±10 Digits	10 mA (40–400 Hz)
DC current	60 A, 600 A	±3,0 %, ±10 Digits	10 mA (40–400 Hz)
AC voltage	bis 600 mV	±1,5 %, ±10 Digits	100 mV
	6 V, 60 V	±1,2 %, ±5 Digits	
	600 V	±1,5 %, ±10 Digits	
DC voltage	600 mV, 6 V, 60 V	±0,8 %, ±3 Digits	100 mV
	600 V	±1,0 %, ±5 Digits	
Frequency with clamp	600 Hz, 1 kHz, > 1 A A rms	±1,5 %, ±5 Digits	100 mHz
Frequency with test leads	600 Hz, 6 kHz, 10 kHz, > 0,2 V A rms	±1,5 %, ±5 Digits	
Frequency range	10 Hz–10 kHz		
Resistance	600 Ω, 6 kΩ, 60 kΩ, 600 kΩ, 6 MΩ	±1,2 %, ±2 Digits	
	60 MΩ	±2,0 %, ±5 Digits	
Continuity test	Yes, with acoustic signal < 30 Ω		
Diode test	Yes		
Capacity	up to 60 mF		
Duty cycle	10–95 %, ±3,0 %, > 1 A AC rms		
Maximum input voltage	600 V		
Input impedance	10 MΩ		
Clamp opening	max. Ø 24 mm		
Flashlight	Yes		
Data-Hold	Yes		
Auto-Power-Off	Yes		
Overvoltage category	CAT III 600 V		
Standard	IEC / EN 61010-1 (DIN VDE 0411); EN 61010-2-030; EN 61010-2-031; EN 61010-2-032; EN 61010-2-033		
Dimensions	210 x 80 x 35 mm		
Weight	250 g		
Power supply	3 x AAA, 1,5 V, LR03		
Scope of delivery	Carrying case and test leads		

### YOUR BENEFITS

- > Wide range of functions
- > Highly legible LCD
- > LED measurement location lighting
- > Non-contact measurement of frequency and duty cycle
- > T-RMS measurement procedure for non-sinus voltages



# TESTBOY TV 217

## Leakage current clamp

The Testboy TV 217 leakage current clamp demonstrates its capabilities in the measurement of protective conductors and touch currents of installations, permanently connected devices and three-phase consumers. Its extensive multimeter functions make it a multi-talent for a wide range of applications, with safe and comfortable ergonomics.

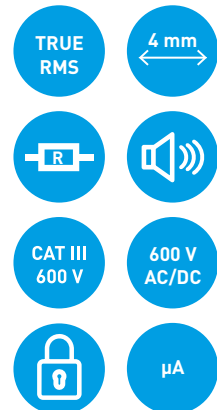
### YOUR BENEFITS

- > Wide range of functions
- > Easy-to-read LCD
- > Low pass filter mode
- > T-RMS measurement method for non-sinusoidal voltages



### SPECIFICATIONS

Testboy TV 217																													
Indication	LCD with backlight																												
Measurement range selection	Manuell																												
	<table border="1"> <thead> <tr> <th>Measuring range</th> <th>Resolution</th> <th>LPF (50 / 60 Hz)</th> <th>Wide (40 Hz – 1 kHz)</th> </tr> </thead> <tbody> <tr> <td>4 mA</td> <td>0,001 mA</td> <td>±2,0 %, ±10 Digits</td> <td>±3,0 %, ±5 Digits</td> </tr> <tr> <td>40 mA</td> <td>0,01 mA</td> <td>±2,0 %, ±10 Digits</td> <td>±3,0 %, ±5 Digits</td> </tr> <tr> <td>400 mA</td> <td>0,1 mA</td> <td>±2,0 %, ±5 Digits</td> <td>±3,0 %, ±3 Digits</td> </tr> <tr> <td>4 A</td> <td>0,001 A</td> <td>±2,0 %, ±5 Digits</td> <td>±3,0 %, ±3 Digits</td> </tr> <tr> <td>40 A</td> <td>0,01 A</td> <td>±2,0 %, ±10 Digits</td> <td>±3,0 %, ±5 Digits</td> </tr> <tr> <td>150 A</td> <td>0,1 A</td> <td>±2,0 %, ±10 Digits</td> <td>±3,0 %, ±5 Digits</td> </tr> </tbody> </table>	Measuring range	Resolution	LPF (50 / 60 Hz)	Wide (40 Hz – 1 kHz)	4 mA	0,001 mA	±2,0 %, ±10 Digits	±3,0 %, ±5 Digits	40 mA	0,01 mA	±2,0 %, ±10 Digits	±3,0 %, ±5 Digits	400 mA	0,1 mA	±2,0 %, ±5 Digits	±3,0 %, ±3 Digits	4 A	0,001 A	±2,0 %, ±5 Digits	±3,0 %, ±3 Digits	40 A	0,01 A	±2,0 %, ±10 Digits	±3,0 %, ±5 Digits	150 A	0,1 A	±2,0 %, ±10 Digits	±3,0 %, ±5 Digits
Measuring range	Resolution	LPF (50 / 60 Hz)	Wide (40 Hz – 1 kHz)																										
4 mA	0,001 mA	±2,0 %, ±10 Digits	±3,0 %, ±5 Digits																										
40 mA	0,01 mA	±2,0 %, ±10 Digits	±3,0 %, ±5 Digits																										
400 mA	0,1 mA	±2,0 %, ±5 Digits	±3,0 %, ±3 Digits																										
4 A	0,001 A	±2,0 %, ±5 Digits	±3,0 %, ±3 Digits																										
40 A	0,01 A	±2,0 %, ±10 Digits	±3,0 %, ±5 Digits																										
150 A	0,1 A	±2,0 %, ±10 Digits	±3,0 %, ±5 Digits																										
	<table border="1"> <thead> <tr> <th>Accuracy</th> <th>Lowest resolution</th> </tr> </thead> <tbody> <tr> <td>±1,0 %, ± 3Digits</td> <td>1 mV</td> </tr> <tr> <td>±0,5 %, ±4 Digits</td> <td>1 mV</td> </tr> </tbody> </table>	Accuracy	Lowest resolution	±1,0 %, ± 3Digits	1 mV	±0,5 %, ±4 Digits	1 mV																						
Accuracy	Lowest resolution																												
±1,0 %, ± 3Digits	1 mV																												
±0,5 %, ±4 Digits	1 mV																												
AC current	4 mA, 40 mA, 400 mA, 4 A, 40 A, 150 A																												
AC voltage	4 V, 40 V, 400 V, 600 V																												
DC voltage	4 V, 40 V, 400 V, 600 V																												
Resistance	400 Ω, 4 kΩ, 40 kΩ, 400 kΩ, 4 MΩ, 40 MΩ																												
Continuity test	Yes, at < 40 Ω																												
Diode test	Yes																												
Capacity	40 nF, 400 nF, 4000 nF, 40 μF, 400 μF, 4 mF, 40 mF																												
Temperature	Yes																												
Maximum input voltage	600 V																												
Input impedance	10 MΩ																												
Clamp opening	max. Ø 27 mm																												
Data-Hold	Yes																												
Auto-Power-Off	Yes																												
Overvoltage category	CAT III 600 V																												
Standard	IEC / EN 61010-1 (DIN VDE 0411); EN 61010-2-030; EN 61010-2-031; EN 61010-2-032; EN 61010-2-033																												
Dimensions	210 x 60 x 30 mm																												
Weight	250 g																												
Power supply	2 x AAA, 1,5 V, LR03																												
Scope of delivery	Carrying case and test leads																												



# TESTBOY TV 218

## Miniature digital clamp meter

Small but perfectly formed! With real effective value measurement (True RMS) and a sensor rate of 3 per second, it provides exact measurement results even in difficult to access locations. The clamps can be applied wherever you can fit your hand. Despite its compact construction the Testboy TV 218 convinces with useful functions such as data-hold or auto power-off.

### YOUR BENEFITS

- > Extremely compact construction
- > T-RMS
- > Data-hold function

### SPECIFICATIONS

	Testboy TV 218	Accuracy	Lowest resolution
Indication	LCD with backlight		
Measurement range selection	Manuel		
AC current	40 A	±3,0 %, ±5 Digits	0,01 A
	200 A	±3,0 %, ±5 Digits	0,1 A
DC current	40 A	±2,5 %, ±8 Digits	0,01 A
	200 A	±2,5 %, ±8 Digits	0,1 A
Clamp opening	max. Ø 23 mm		
Data-Hold	Yes		
Auto-Power-Off	Yes		
Overvoltage category	CAT III 300 V		
Standard	IEC / EN 61010-1 (DIN VDE 0411); EN 61010-2-032		
Dimensions	155 x 50 x 25 mm		
Weight	103 g		
Power supply	2 x Button cell, LR44, 1,5 V		
Scope of delivery	Carrying case		



*It fits in all corners.*



# TESTBOY TV 225

## Flexible digital clamp meter



The wide range of measurement functions and high flexibility of the Testboy TV 225 clamp meter permits its universal deployment. Useful features, such as the large LC display with background lighting, real effective value measurement (True RMS), automatic measuring range selection and measurement position lighting, make the operation very convenient and easy.

### YOUR BENEFITS

- > Wide range of functions
- > Highly legible LCD display
- > LED measurement location lighting
- > Non-contact measuring procedure of frequencies
- > T-RMS measurement procedure for non-sinus voltages suitable for higher line cross-sections

### SPECIFICATIONS

	Testboy TV 225	Accuracy	Lowest resolution
Indication	LCD with backlight		
Measurement range selection	Automatic and manual		
AC current	60 A, 600 A, 3000 A	±3,0 %, ±5 Digits	10 mA (40–400 Hz)
AC voltage	6 V, 60 V, 600 V	±1,5 %, ±5 Digits	100 mV
DC voltage	6 V, 60 V, 600 V	±1,0 %, ±5 Digits	100 mV
Frequency with clamp	40–1000 Hz, > 1 A AC rms	±0,5 %, ±5 Digits	0,1 Hz
Frequency with test leads	40–10 kHz, > 0,5 A AC rms	±0,5 %, ±5 Digits	1 Hz
Resistance	6 kΩ, 60 kΩ, 600 kΩ, 6 MΩ	±1,0 %, ±3 Digits	
Continuity test	Yes, at < 50 Ω		
Diode test	Yes		
Maximum input voltage	600 V		
Input impedance	2 MΩ		
Clamp opening	Ø 170 mm		
Flashlight	Yes		
Data-Hold	Yes		
Auto-Power-Off	Yes		
Overvoltage category	CAT IV 600 V		
Standard	IEC / EN 61010-1 (DIN VDE 0411); EN 61010-2-030; EN 61010-2-031; EN 61010-2-032; EN 61010-2-033		
Dimensions	235 x 119 x 30 mm		
Weight	175 g		
Power supply	3 x AAA, 1,5 V, LR03		
Scope of delivery	Carrying case and test leads		



TESTBOY

# Socket outlet testers

LCD





# TESTAVIT SCHUKI 1 LCD, 3 LCD

## Socket outlet testers



The Testavit Schuki 1 LCD and 3 LCD enable everyone to check easily if sockets, cable drums or connecting cables are correctly connected in 230 V installations. Three LEDs permit quick and clear determination of the connection status. The finger contact enables testing for the presence of impermissibly high contact voltage at the protective earth connection. The Testavit Schuki 1 LCD can also be used to trigger a 30 mA FI circuit breaker (RCD).

### YOUR BENEFITS

- > Quick and safe checking of installations
- > Finger contact to check the protective earth connection
- > FI/RCD test 30 mA at 230 V AC (Schuki 1 LCD)
- > Can be used in systems with protective multiple earthing

### SPECIFICATIONS

	Testavit Schuki 1 LCD	Testavit Schuki 3 LCD
Indication	Optical, LED and LCD	
Operating voltage	230 V, 50 Hz	
FI/RCD test	Yes, via test button	No
Nominal residual current	30 mA at 230 V AC	No
Wiring indication	Yes, via 3 LEDs	
Overvoltage category	CAT II 300 V	
Standard	IEC / EN 61010-1 (DIN VDE 0411); EN 61010-2-030	
Dimensions	80 x 60 x 60 mm	
Weight	60 g	
Power supply	Via test object	



30 mA  
RCD

# TESTAVIT SCHUKI 1 A, 3 A

## Socket outlet testers



The Testavit Schuki 1 A and 3 A socket outlet testers are essential test instruments for all professional tradesmen. They indicate all hazardous connection errors at sockets, cable drums and connection cables in 230 V installations via specific LED combinations. This enables the quick and safe checking of installations. The Testavit Schuki 1A is also fitted with an FI/RCD test circuit.

### YOUR BENEFITS

- > Quick and safe checking of installations
- > FI/RCD test 30 mA at 230 V AC (Schuki 1A)

### SPECIFICATIONS

	Testavit Schuki 1 A	Testavit Schuki 3 A
Indication	Optical, 3 LEDs	
Operating voltage	230 V, 50 Hz	
FI/RCD test	Yes, via test button	No
Nominal residual current	30 mA at 230 V AC	No
Wiring indicator	Yes, via 3 LEDs	
Overvoltage category	CAT II 300 V	
Standard	IEC / EN 61010-1 (DIN VDE 0411); 61010-2-030	
Dimensions	80 x 60 x 60 mm	
Weight	60 g	
Power supply	Via test object	



30 mA  
RCD



# TESTAVIT SCHUKI 2 K

## Socket outlet tester

The Testavit Schuki 2 K can be used to check sockets in 230-V installations for the correct connection of the conductor and to perform an FI/RCD test. The cable with a two-pin earthed plug makes it easy to use in difficult-to-access areas.

### YOUR BENEFITS

- > Easy checking of difficult-to-access sockets
- > FI/RCD test with adjustable rated leakage current



### SPECIFICATIONS

	Testavit Schuki 2 K
Indication	Optical, 6 glow lamps
Operating voltage	230 V, 50 Hz
FI/RCD test	Yes, via test button
Nominal residual current	10 mA, 30 mA, 100 mA, 300 mA, 500 mA
Trip-out time	200 ms
Overvoltage category	CAT II 300 V
Standard	IEC / EN 61010-1 (DIN VDE 0411); EN 61010-2-030
Dimensions	130 x 50 x 40 mm
Weight	235 g
Power supply	Via test object
Scope of delivery	Carrying case



TESTBOY

# Cable detectors, wall scanners & network testers



# TESTBOY 26

## Cable detector set with led flashlight



The Testboy 26 cable detector set is a location instrument with an integrated LED flashlight which simplifies the detection of lines in a wall and cable ducts. A signal is modulated on a cable end via the crocodile clips or an optional adapter using the transmitter. The other end of the cable can then be found quickly and precisely using the receiver without contact or the need to strip the cable insulation. Twisted two-core cables can be identified exactly in telecommunications and network technology. The device is also fitted with an adapter set with which to locate COAX-, F- and RJ11 connections. A pulsing or constant tone can be selected on the location instrument.

### YOUR BENEFITS

- > Variable volume setting
- > Maximum cable length 8000 m (unloaded)
- > LED flashlight

SPECIFICATIONS	Testboy 26
Indication	Acoustical
Sound	Adjustable, continuous or alternating
Type of lines	YSTY / Data lines
Adapter connector	Crocodile clamps, coax, F and RJ11
Flashlight	Yes
Standard	IEC / EN 61010-1 (DIN VDE 0411)
Dimensions receiver	95 x 60 x 25 mm
Dimensions transmitter	225 x 30 x 20 mm
Weight	188 g
Power supply	2 x 9 V Block, 6LR61
Scope of delivery	Carrying case, crocodile clamps and set with adapters for coax, F and RJ11



incl. adapter



# TESTBOY 27 ANALOG

## Cable detector set, external voltage protection up to 400 V

The Testboy 27 cable detector set is the consistent further development of the Testboy 26. This new location device, voltage-proof up to 400 V, locates lines in walls and cable ducts. A signal is modulated on a cable end via the crocodile clips or an optional adapter using the transmitter. The other end of the cable can then be found quickly and precisely using the receiver without contact or the need to strip the cable insulation. Especially in telecommunication and network technology the Testboy 27 Analog is very reliable and helpful. A continual or alternating tone can be selected on the location instrument and the reception is shown optically.

### YOUR BENEFITS

- > Voltage proof up to 400 V
- > Practical LED display
- > Adjustable transmission and reception level

### SPECIFICATIONS

	Testboy 27 Analog
Indication	Optical and acoustical
Sound	Adjustable, continuous or alternating
External voltage protected	Yes, up to 400 V AC
Adjustable sensitivity	Yes
Type of lines	YSTY / Data lines / small cross section lines
Adapter connector	Crocodile clamps, coax, F and RJ11
Standard	IEC / EN 61010-1 (DIN VDE 0411)
Dimensions receiver	240 x 24 x 96 mm
Dimensions transmitter	140 x 59 x 32 mm
Weight	202 g
Power supply	5 x AA, 1,5 V, LR6
Scope of delivery	Carrying case, crocodile clamps and set with adapters for coax, F and RJ11



incl. adapter



# TESTBOY 27 DIGITAL

## Cable detector set, external voltage protection up to 400 V

The Testboy 27 Digital sends a digital signal which makes it very easy to locate. Therefore, this device enables the location of lines and cable in the ground e.g. to locate the limiting wire of a mowing robot or wire of garden lighting. For that scope of application the equipment includes a ground spike. Furthermore, it is fitted with a RJ11 connection. The indication is displayed on a scala or through a selectable tone.



### YOUR BENEFITS

- > Voltage proof up to 400 V
- > Location of cable in the soil
- > Practical LED display
- > Adjustable transmission and reception level
- > Applicable under voltage

### SPECIFICATIONS

	Testboy 27 Digital
Indication	Optical and acoustical
Sound	Adjustable, continuous or alternating
External voltage protected	Yes, up to 400 V AC
Adjustable sensitivity	Yes
Live cable search	Yes
Boundary wire	e.g. for a robotic lawnmower
Type of lines	Coarse / power lines
Adapter connector	Crocodile clamps, coax, F and RJ11
Standard	IEC / EN 61010-1 (DIN VDE 0411)
Dimensions receiver	240 x 24 x 96 mm
Dimensions transmitter	140 x 59 x 32 mm
Weight	202 g
Power supply	5 x AA, 1,5 V, LR6
Scope of delivery	Carrying case, crocodile clamps and set with adapters for coax, F and RJ11, ground spike



incl. ground spike and adapter



# TESTBOY 28

## Network wiring tester and cable length instrument

The Testboy 28 is a handy digital multifunction network tester and cable length measuring device with sound generator and port finder function. Conventional cable formats can be examined for interruptions, crossover, transposition, short circuits or split-pairs instantly. The test results are displayed on the clear LC display. The handy and easy-to-use test instrument is indispensable for professional users and fitters.



### YOUR BENEFITS

- > Highly legible LCD display with background lighting
- > Simple troubleshooting
- > Cable length measurement

### SPECIFICATIONS

	Testboy 28
Indication	LCD with backlight
Line connectors	USB, RJ11, RJ45, BNC / coax
Test functions	Interruptions, crossover, interchanged wires, short circuits or split-pairs
More functions	Cable length measurement
Standard	IEC / EN 61010-1 (DIN VDE 0411)
Dimensions	150 x 95 x 20 mm
Weight	140 g
Power supply	1 x 9 V, 6LR61
Scope of delivery	Carrying case





# TESTBOY 29

## Network wiring tester

The Testboy 29 is a handy network tester with a clear LC display. Commercially available cable formats as USB, RJ11, RJ45, BNC/coax and IEEE 1394 can be checked for interruptions, interchanges or short circuits in no time at all. This tester is indispensable for professional users and installers.

### YOUR BENEFITS

- > Impact and break-proof ABS plastic
- > Easy to read LC display with backlight

### SPECIFICATIONS

	<b>Testboy 29</b>
Indication	LCD with backlight
Line connectors	USB, RJ11, RJ45, BNC / coax and IEEE 1394
Test functions	Interruptions, interchanged wires, short circuits, split pairs and continuity test (shield)
Standard	IEC / EN 61010-1 (DIN VDE 0411)
Dimensions	185 x 80 x 30 mm
Weight	270 g
Power supply	1 x 9 V, 6LR61
Scope of delivery	Carrying case and test cable





*That one often helped me out in old buildings.*

# TESTBOY 30 Fuse locator

The Testboy 30 fuse locator locates circuit breakers with absolute certainty and assigns them to the corresponding socket of the particular current circuit. The instrument set consists of two units: The transmitter and the receiver. The device responsivity facilitates exact localisation. This enables the operator to assign circuits in unfamiliar installations (e.g. in old buildings or newly purchased houses) so as to be able to identify subsequent installations. The receiver of the set can also be used as a contact-free voltage tester.



### YOUR BENEFITS

- > Break and impact resistant ABS housing
- > Automatic switching between test and search mode
- > Optical and acoustic indication

SPECIFICATIONS	Testboy 30
Indication	Optical and acoustical
Operating voltage	220 – 240 V AC
Operating frequency	50 – 60 Hz
Adjustable sensitivity	Yes
Contactless voltage tester	Yes, from 110 V AC
Overvoltage category	CAT II 300 V
Standard	IEC / EN 61010-1 (DIN VDE 0411)
Dimensions receiver	190 x 54 x 37 mm
Dimensions transmitter	150 x 56 x 30 mm
Weight	215 g
Power supply	1 x 9 V, 6LR61
Scope of delivery	Carrying case



# TESTBOY TV 700

## Digital wall scanner

The Testboy TV 700 registers all types of metal as well as wood or live lines. The scanning result is shown on an easily readable and bright display. Nothing is hidden, from the lateral distance to material and the installation depth. The approach of objects is indicated by an LED lamp and a bar chart in the display which enables simple, millimetre-exact location within a matter of seconds.

### YOUR BENEFITS

- > Practical traffic light indication
- > Contrasting LCD with background lighting
- > Automatic calibration



### SPECIFICATIONS

	Testboy TV 700	
Indication	LCD with backlight, LEDs (traffic light colours) and acoustical	
Scann depth	Ferromagnetic	up to 80 mm
	Non-ferromagnetic	up to 60 mm
	Wood	up to 22 mm
	Live lines	up to 50 mm
Auto-Power-Off	Yes	
Standard	IEC / EN 61010-1 (DIN VDE 0411)	
Dimensions	150 x 70 x 25 mm	
Weight	130 g	
Power supply	1 x 9 V Block, 6LR61	
Scope of delivery	Carrying case	



TESTBOY

# Adapters & rotating field testers

A  
X10

## TESTBOY TV 416 (A), TV 432 (A) CEE adapters\*

The Testboy TV 416 / 432 (A) is a compact CEE adapter consisting of a combination of a CEE plug (16A or 32A) and a Schuko socket with self-closing folding cover. Used in combination with the Testavit Schuki 1 A, 3 A, 2 K, 1 LCD and 3 LCD socket outlet testers it can determine wiring errors or test the effectiveness of the FI circuit breaker. It is also equipped with integrated electronics for phase sequence measurement (only TV 416 / 432).



### YOUR BENEFITS

- > Can be combined with the Testavit Schuki 1 A, 3 A, 2 K, 1 LCD and 3 LCD
- > Phase sequence indication (TV 416 / 432 only)

### SPECIFICATIONS


	Testboy TV 416 A	Testboy TV 432 A	Testboy TV 416	Testboy TV 432
Indication	None, it serves as an adapter only		Optical, 3 glow lamps	
Connector size	16 A	32 A	16 A	32 A
Rotation field	No		Yes	
Wiring indicator	No		Yes	
Overvoltage category	CAT II 300 V			
Standard	IEC / EN 61010-1 (DIN VDE 0411)		IEC / EN 61010-1 (DIN VDE 0411); 61010-2-030	
Dimensions	165 x 60 x 63 mm	180 x 70 x 65 mm	165 x 60 x 63 mm	180 x 70 x 65 mm
Weight	260 g	350 g	260 g	350 g
Power supply	Via measurement object			

\*only for test purposes



# TESTBOY TV 410 N

## Rotating field tester



The five glow lamps on the Testboy TV 410 N rotating field tester indicates the presence of all three phases and determines the rotating field direction. The impact-resistant, unbreakable ABS plastic housing, the fully insulated 4 mm connectors and the associated comprehensive and adaptable connection cable set ensure safe testing and rapid location of the phasing in a three-phase system. This instrument can work without an additional power supply.

### YOUR BENEFITS

- > Comprehensive connection cable set
- > Impact-resistant and unbreakable ABS housing

### SPECIFICATIONS

	Testboy TV 410 N
Indication	Optical, 5 glow lamps
Operating voltage	120 – 400 V AC
Operating frequency	50 / 60 Hz
Rotating field test	Yes
Phase sequence	Yes (L1, L2, L3)
Measurement methode	Via test leads
Duty cycle	30 s
Overvoltage category	CAT III 400 V
Standard	IEC / EN 61010-1 (DIN VDE 0411); 61010-2-030
Dimensions	120 x 60 x 25 mm
Weight	80 g
Power supply	Via measurement object
Test lead length	Each 50 cm
Scope of delivery	Carrying case, crocodile clamp, test probes and test leads



*An indispensable tool for all those working with low voltage three-phase alternating current. It is in constant use.*



# TESTBOY TV 411

## Non-contact rotating field and rotary tester

The Testboy TV 411 non-contact rotating field and rotary tester is especially suited to perform servicing in motor installations and multi-phase networks. It displays the phase sequence and direction of the rotary field of the external conductor optically through six LEDs. A fast service application enables contact-free measurement with the coloured insulated clamps and minimises the danger of contact with electrically active conductors. The connected rotary tester works without contact to ascertain the direction of rotation of the motor shaft by measuring the alternating magnetic field.



### YOUR BENEFITS

- > Non-contact measurement of the phase sequence and rotating field
- > Integrated rotary tester
- > Quick recording LED display

### SPECIFICATIONS

	<b>Testboy TV 411</b>
Indication	Optical, 6 LEDs
Operating voltage	70 – 600 V AC
Rotating field test	Yes
Rotary test	Yes
Phase sequence	Yes (A, B, C)
Measuring methode	Inductive via clamps
Overvoltage category	CAT III 600 V
Standard	IEC / EN 61010-1 (DIN VDE 0411); 61010-2-030
Dimensions	95 x 70 x 30 mm
Weight	185 g
Power supply	2 x AA, 1,5 V, LR6
Test lead length	Each 50 cm
Scope of delivery	Carrying case



# TESTBOY TV 435 Line splitter

The Testboy TV 435 line splitter is an adapter for testing various measured values of a consumer. Due to the existing Schuko connections, the adapter can be easily connected between the consumer and the socket. It is possible to determine the single and 10-fold load current, the differential current between phase conductor and neutral conductor as well as the protective conductor current with the aid of a current clamp. The voltage ratios between the connected conductors can also be identified via the existing measuring sockets.

### YOUR BENEFITS

- > Simple and 10-fold load current measurement
- > Differential current measurement
- > Protective conductor current measurement
- > Voltage measurement via integrated measuring sockets

### SPECIFICATIONS

	Testboy TV 435
Load current measurement x1	Yes (A x1)
Load current measurement x10	Yes (A x10)
Residual current measurement	Yes (mA L-N)
Protective conductor current measurement	Yes (mA PE)
Maximum load	16 A
Voltage measurement	Yes, via the test sockets
Cable length	approx. 25 cm each side
Overvoltage category	CAT III 300 V
Standard	IEC / EN 61010-1 (DIN VDE 0411); EN 61010-02-030
Dimensions	180 x 53 x 17 mm
Weight	320 g





# TESTBOY TV 800

## Low-resistance tester with 200 mA according EN 61557-4

The Testboy TV 800 low-resistance is a device for testing the continuity resistance of a cable or connection using a test current of 2 mA or 200 mA according to EN 61557-4. A voltage test up to 300 V AC/DC is also possible, as well as the compensation of the test leads. The integrated LED serves as a flashlight or as an optical signal during continuity testing. The existing non-contact voltage sensor on the back of the device is used to reliably find interruptions in lines.



### YOUR BENEFITS

- > Break and impact resistant ABS housing
- > Selectable test current for continuity testing
- > visual and audible indication

### SPECIFICATIONS

	Testboy TV 800
Indication	Optical, acoustical and vibrating
Low-ohm measurement	up to 20 Ω
Resistance indication	0,5 Ω; 1 Ω; 2 Ω; 5 Ω; 10 Ω and 20 Ω
Voltage test	up to 300 V AC/DC
Voltage indication	5 V, 12 V, 24 V, 48 V, 110 V, 230 V, 300 V AC/DC
Polarity	Yes, via the LEDs +5 ad -5 (V)
Current test modes	2 mA or 200 mA
Contactless voltage test	from 110 V AC
External voltage protection	Yes, up to 300 V (except at 200 mA current test mode)
Test lead compensation	Yes
Flashlight	Yes, in voltage mode
Auto-Power-Off	Yes, after 3 minutes (only in voltage mode)
Overvoltage category	CAT III 300 V
Standard	IEC / EN 61010-1 (DIN VDE 0411); EN 61557-4
Dimensions	123 x 64 x 29 mm
Weight	157 g
Power supply	4 x AA, 1,5 V, LR6
Scope of delivery	Test leads



TESTBOY

# Installation & device testers

TV 465

# TESTBOY TV 431

## Digital insulation tester



Testboy has developed the Testboy TV 431 digital insulation tester for simple testing of the insulation resistance of devices, electrical systems and circuits. Four selectable test voltages up to 2500 V enable especially significant measurement results. The ability to perform AC and DC voltage measurements as well as continuity and resistance measurements considerably extends the area of application.

### YOUR BENEFITS

- > Measurement with four selectable test voltages (250 V, 500 V, 1000 V, 2500 V)
- > Continuity test
- > DC and AC voltage measurement

### SPECIFICATIONS

		Testboy TV 431	
Indication	LCD with backlight and bargraph		
Insulation resistance	0,01 MΩ – 100 GΩ		
		<b>Resolution</b>	<b>Accuracy</b>
Test voltage	250 V DC	0 – 250 MΩ	±3 %, ±5 Digits
	500 V DC	0 – 500 MΩ	
	1000 V DC	0 – 1000 MΩ	
	2500 V DC	0 – 100 GΩ	
Maximum test current	3 mA		
Resistance	20 Ω	0,01 Ω	±1 %, ±5 Digits
	200 Ω	0,1 Ω	
Continuity test	Ja		
		<b>Resolution</b>	<b>Accuracy</b>
AC Voltage	0 – 200 V	0,1 V	±0,5 %, ±5 Digits
	200 – 750 V	1 V	
DC Voltage	0 – 200 V	0,1 V	±0,5 %, ±5 Digits
	200 – 1000 V	1 V	
Relative value measurement	Yes		
Memory	Yes, the last 20 values		
Data-Hold	Yes		
Auto-Power-Off	Yes		
Overvoltage category	CAT IV 600 V / CAT III 1000 V		
Standard	IEC / EN 61010-1 (DIN VDE 0411); EN 61557-5		
Dimensions	193 x 150 x 75 mm		
Weight	900 g		
Power supply	6 x C, Baby, LR14		
Scope of delivery	Carrying case and test leads		



# TESTBOY TV 441

## Digital earth resistance tester

Earthing systems and their connections are subject to the influence of atmospheric conditions. Furthermore, the earth electrodes are also affected by corrosion resulting from the water and salts in the soil. The Testboy TV 441 digital earth resistance tester is designed for checking the resistance between the reference earth and the connection point of the earthing system in accordance with IEC / EN 61010-1 (DIN VDE 0411). To conduct the measurement, an alternating current is fed between the auxiliary earthing rod and the earth electrode to be measured. The voltage drop is measured and the earth resistance is determined (three conductor method) with a probe positioned in the area of the reference earth of the earth electrode to be measured.



*I admit freely, earthing measurement in existing systems is a complex issue which the normal fitter would rather ignore.*



### YOUR BENEFITS

- > Auto power-off
- > Measured value memory for 100 measured values

### SPECIFICATIONS

	Testboy TV 441	
Indication	LCD with backlight and bargraph	
Earth resistance	0 – 29,99 Ω	±2 %, ±6 Digits
	30 Ω – 4 kΩ	±3 %, ±3 Digits
Earth voltage	0 – 200 V, 50 / 60 Hz	±1,5 %, ±5 Digits
Measurement methode	Constand current, 3 mA (800 Hz)	
Resistance measurement	2-Pole and 3-Pole	
Min. / max. / average	Yes	
Memory	Yes, 100 values	
Auto-Power-Off	Yes, after 15 minutes	
Overvoltage category	CAT III 300 V	
Standard	IEC / EN 61010-1 (DIN VDE 0411); EN 61557-4	
Dimensions	193 x 150 x 75 mm	
Weight	955 g	
Voltage supply	6 x AA, LR6, 1,5 V	
Scope of delivery	Carrying case, test leads (15 m, 10 m and 5 m) and 2 earth spikes	



# TESTBOY TV 445

## Installation tester

### DIN VDE 0100-600

The Testboy TV 445 installation tester enables checks in accordance with DIN VDE 0100-600. It is particularly easy to operate, not least due to the large LC display and specific help screens, which provide exact descriptions of how to perform a measurement. Already stored safety and RCD (FI) characteristics evaluate the result using a good / bad message. With FI measurement, an automatic mode performs all requisite measurements sequentially. This lightweight, robust and ergonomic instrument with an integrated magnet holder enables you to work without getting tired.



#### YOUR BENEFITS

- > Auto power-off
- > Testing in accordance with DIN VDE 0100-600, ÖVE E8001, NIN / NIV
- > Integrated test lead calibration

#### SPECIFICATIONS

	Testboy TV 445
Indication	LCD with backlight
Good / bad indication	LEDs around the display
Voltage range	0 – 550 V AC
Earth resistance measurement	0 – 9999 Ω
Insulation resistance	0 – 999 MΩ
Test voltage	50 V, 100, V, 250 V, 500 V, 1000 V
RCD-Type	A, AC
RCD-UC	0 – 100 V
Trip-out time	0 – 2500 ms
Trip-out current	10 mA, 15 mA, 30mA, 100 mA, 500 mA, 300 mA, 500 mA, 1000 mA
Auto-Power-Off	Yes
Overvoltage category	CAT III 600 V, CAT IV 300 V
Standard	DIN VDE 0100-600; ÖVE E8001
Dimensions	230 x 140 x 70 mm
Weight	1150 g
Power supply	6 x NiMH Akku 1,2 V
Scope of delivery	Carrying case, universal test leads 3x 1,5 m, test cable for schuko sockets, 3x test probes and 3x crocodile clamps in blue, black and green, main adapter, batteries, carrying strap and product calibration certificate



# TESTBOY TV 455

## DIN VDE 0100-600 installation tester with complete evaluation software

The Testboy TV 455 is the consistent development of the TV 445, which is highly appreciated among experts. It is just as suitable for tests performed in accordance with DIN VDE 0100-600 and also equipped with an integrated test lead calibration. The large LC-display with integrated background lighting makes it easy to read off results, notifications, measurement parameters and messages. Two good /bad LED indicators simplify the valuation. Via its USB interface the measurements can be easily evaluated using the PC software included in the scope of delivery. Moreover, it enables the testing of TYPE B AC / DC sensitive RCDs.

### YOUR BENEFITS

- > Testing in accordance with DIN VDE 0100-600, ÖVE E8001, NIN / NIV
- > USB interface and PC software
- > Testing of AC / DC sensitive RCDs (TYPE B)
- > Integrated test lead calibration
- > Protocol in accordance with ZVEH (optional)

### SPECIFICATIONS

	Testboy TV 455
Indication	LCD with backlight
Good / bad indication	LEDs around the display
Voltage range	0-550 V AC
Earth resistance measurement	0-9999 Ω
Insulation resistance	0,15 MΩ to 1 GΩ
Test voltage	50 V, 100, V, 250 V, 500 V, 1000 V
RCD-Type	A, AC, B, F
RCD-UC	0 – 100 V
Trip-out time	0 – 2500 ms
Trip-out current	10 mA, 30mA, 100 mA, 500 mA, 1000 mA
Memory	1900 values
Interface	USB
Auto-Power-Off	Yes
Overvoltage category	CAT III 600 V, CAT IV 300 V
Standard	DIN / VDE 0100-600; ÖVE E8001; NIN / NIV
Dimensions	240 x 135 x 70 mm
Weight	1150 g
Power supply	6 x NiMH Akku 1,2 V
Scope of delivery	Carrying case, universal test leads 3x 1,5 m, test cable for schuko sockets, 3x test probes and 3x crocodile clamps in blue, black and green, main adapter, batteries, carrying strap, CD with PC-Software and product calibration certificate



# TESTBOY TV 465

## Device tester DIN VDE 0701 / 0702

The Testboy TV 465 is a network-independent device tester for testing mobile devices in accordance with DIN VDE 0701 / 0702. Electrical devices such as tools with an ON / OFF switch, heating devices, motor devices, lamps, multiple distributors and household appliances can be tested quickly and easily. Pre-programmed or self-defined test sequences, the menu-assisted help function and the good / bad messages enable the effortless operation.

### YOUR BENEFITS

- > Integrated compensation module
- > Menu-controlled help function
- > Screening test possible
- > Protocol as per ZVEH (optional)
- > Testing in accordance with DIN VDE 0701-0702, DGUV regulation 3, BetrSichV, ÖVE E 8701 / E 8702

### SPECIFICATIONS

	Testboy TV 465
Indication	LCD with backlight
Good / bad indication	LEDs around the display
Protective conductor resistance	0 – 1999 Ω
Test current	200 mA
Insulation resistance	0 – 199,9 MΩ
Test voltage	selectable 250 V DC / 500 V DC
Alternative leakage current	0 – 20,0 mA
Polarity test	Yes, test voltage <50 V AC
Measurement range selection	Automatic
Memory	With the PRO version
Logging according to ZVEH	With the PRO Plus version
Interface	USB
Auto-Power-Off	Yes
Overvoltage category	CAT II 300 V
Protection class	I, II, III
Standard	DIN EN 50678; EN 50699
Dimensions	230 x 130 x 70 mm
Weight	1032 g
Power supply	6 x NiMH Akku 1,2 V
Scope of delivery	Carrying case, test leads with test probe and crocodile clamp, main cable and batteries



*The battery operation makes for a great instrument. No outlet searching necessary.*



# TESTBOY TV 470

## VDE-Tester

### DIN 0701-0702 and EN 62353



The Testboy TV 470 is a handy test instrument designed for safety and repeat testing of mobile equipment in accordance with DIN VDE 0701 / 0702 and EN 62353. The level of safety required for mobile devices can only be guaranteed by regular testing. The self-explanatory operability, its logging software and DAkkS calibration certificate enables companies to carry out checks and documentations themselves in accordance with the standards. The ability to run semi-automatic test sequences saves a lot of time. The barcode scanner included in the scope of delivery means that the annual check only needs to scan the instrument, perform the test and load the data in the software. This automatically sorts the results to the correct customer in the database.

#### YOUR BENEFITS

- > Specified test sequence with good / bad message
- > Help screen for each measurement
- > Barcode scanner
- > Protocol software
- > DAkkS calibration certificate



#### SPECIFICATIONS

	Testboy TV 470
Indication	LCD with backlight
Protective conductor resistance	0,1 – 2 Ω ±10 %
Insulation resistance	0,1 – 200 MΩ ±10 %
Contact current	0,1 – 20 mA ±5 %
Alternative leakage current	0,1 – 20 mA ±5 %
Load current	0,2 – 16,0 A ±5 %
Capacity	50 – 3700 V A (W) ±5 %
PELV-test	from 25 V eff.
Test voltage	38 V / 230 V
Input current	Max. 16 A
Polarity test	Yes
Measurement range selection	Automatic
Memory	Up to 500 test objects
Interface	USB
Overvoltage category	CAT II 600 V
Standard	DIN EN 50678; EN 50699; EN 62353
Dimensions	260 x 180 x 100 mm
Weight	1560 g
Power supply	Main voltage: 230 V ±10 %; 50 Hz ±2 %
Scope of delivery	Carrying case, main cable, USB-cable, CD with PC-Software, test leads and barcode scanner

- incl. Software
- USB
- DAkkS
- Lightbulb icon







TESTBOY

# Thermometers

# TESTBOY TV 323 Infrared thermometer



The pistol shaped Testboy TV 323 infrared thermometer convinces thanks to its easy operation. Its integrated laser pointer permits point-exact temperature measurement. The manually selectable display illumination ensures that the measured data can be read off even in poor light conditions. It features an extended temperature range from -50° C to 550° C (-58° F to 1022° F) and a min. / max. value indication. The emissivity is set to 0.95 so that it can measure the majority of materials such as concrete, wood or coated surfaces excellently. It is well suited for daily use in the trade and industry.

### YOUR BENEFITS

- > Data-hold function
- > Auto power-off
- > Min. / max. value indication

### SPECIFICATIONS

	Testboy TV 323	Accuracy
Indication	LCD with backlight	
Measurement optics	12:1	
Detector	Thermopile	
Measurement range	-50 – 550 °C, -58 – 1022 °F	±3,0 °C, ±3,6 °F; ±3%
Laser point	Switchable	
Laser class	II, 650 nm, <1 mW	
Resolution	0,1 °C	
Response time	< 1 s	
Range exceed indicator	"1" upon exceeding the measurement range	
Emissivity	0,95 fixed	
Min. / Max. value indication	Yes	
Data-Hold	Yes	
Auto-Power-Off	Yes, after 10 s	
Standard	IEC / EN 61010-1 (DIN VDE 0411)	
Dimensions	152 x 94 x 38 mm	
Weight	70 g	
Power supply	2 x AAA, LR03, 1,5 V	



# TESTBOY TV 325

## Infrared thermometer with adjustable emissivity



The Testboy TV 325 infrared thermometer impresses with its many useful functions, for example, min. / max. value memory with alarm function and averaging. The infrared measurement range extends from -60° C to 500° C (-76° F to 932° F). The emissivity can be set from 0.10 to 1.00 in 0.01 increments. As infrared measuring instruments calculate the infrared radiation, emitted from a measurement object, and the emissivity of different materials varies, exact measurements are possible. It is also fitted with a connection for conventional K-type sensors; this increases the measurement range to -64° C to 1400° C (-82,3° F to 1999° F). The comprehensive performance spectrum and easy handling of the TV 325 makes it especially suited to mobile use in locations with poor access and in industrial systems. It is also just as useful in car workshops, heating, cooling and air-conditioning systems and in electrical trades.

### SPECIFICATIONS

	Testboy TV 325
Indication	LCD with backlight
Measurement optic	12:1
Detector	Thermopile
Measurement range infrared	-60 – 500 °C, -76 – 932 °F
Measurement accuracy infrared	Object 15 – 35 °C, ambient 25 °C: ±1,0°C, ±1,8°F Object -33 – 15 °C and 35 – 500 °C, ambient 23 °C ±3 °C: ±2°C, 4°F or ±2 %, the greater value applies
Measurement range K-type	-64 – 1400 °C, -82 – 1999 °F
Measurement accuracy K-type	Ambient 23°C ± 6°C: ±1 °C, 1,8 °F or ±1 %, the greater value applies
Connection probe	K-type
Laser point	Switchable
Laser class	II, 650 nm, <1 mW
Resolution	0,1 ° (-9,9-199,9°)
Response time	< 0,5 s
Emissivity	Adjustable from 0,10 – 1,00 in 0,01 steps
Min. / Max. indication	Yes, with alarm function
Min. / Max. memory	Yes
Averaging	Yes
Data-Hold	Yes
Auto-Power-Off	Yes
Standard	IEC / EN 61010-1 (DIN VDE 0411)
Dimensions	180 x 90 x 50 mm
Weight	175 g
Power supply	2 x AAA, LR03, 1,5 V
Scope of delivery	Carrying case and K-type-probe (-50 – 200 °C)

### YOUR BENEFITS

- > Min. / max. value memory / alarm function
- > Adjustable emissivity
- > Averaging
- > Connection for conventional K-type sensor



A white egg-shaped object is centered within a dark, circular, textured container. A blue banner with a white border is positioned at the top, partially overlapping the container. The banner contains the text 'TESTBOY' and 'Luxmeters & range finders'.

TESTBOY

# Luxmeters & range finders

# TESTBOY TV 333

## Digitale luxmeter



Lux (lx) is the physical unit for the strength of illumination provided by a source of light. Derived from the Latin for light (lux) this unit indicates how much light from a lighting source falls on a surface. The Testboy TV 333 digital luxmeter can be used to measure the light strength in a particular location. The freely mobile sensor affords access to poorly-accessible locations. The silicon photo diodes behind a large diffuser enables precise measurements of up to 100.000 lx. Some 100,000 lx can be measured outside on a bright sunny day; the lighting strength in a TV studio amounts to c. 1.000 lx, whilst a candle provides 1 lx from a meter. The Testboy TV 333 is suitable for performing measurements in a range of contexts including offices, conference rooms, classrooms and other public buildings.

### YOUR BENEFITS

- > Free-moving sensor with coiled cable
- > Large, high-contrast display
- > Sensor cover

### SPECIFICATIONS

	Testboy TV 333
Indication	LCD
Measurement range	200 lx, 20000 lx, 100000 lx
Range exceeded indicator	"1" upon exceeding the measurement range
Standard	IEC / EN 61010-1 (DIN VDE 0411)
Dimensions	170 x 70 x 25 mm
Weight	140 g
Power supply	1x 9 V, 6LR61
Scope of delivery	Carrying case



# TESTBOY TV 335 LED luxmeter to 400.000 LX

The Testboy TV 335 spectral light meter is suitable for measuring the light strength of LEDs. The digital luxmeter is easy to use and stable and has a large measurement range up to 400,000 lx. The artificial light-sensitive photo diode with adjustable colour temperature measures all light sources including LED illumination. The large LC display ensures quick and reliable reading of the measurement result.



### YOUR BENEFITS

- > Artificial light sensitive photo diode (e.g. LED illumination)
- > Adjustable colour temperature
- > Data-hold function
- > Sensor cover

### SPECIFICATIONS

	Testboy TV 335
Indication	LCD with bargraph
Sensor	Silicon photodiode
Measurement range	20, 200, 2000, 20000, 40000 lux 20, 200, 2000, 40000 fc 0-999900 cd
Measurement accuracy	3% V(λ)-adjustment; 2% cosine correction
Measurement units	lux, fc, cd
Spectral range	320-730 nm
Sampling rate	∅ 2 measurements per second
Min./Max. indication	Yes
Data-Hold	Yes
Auto-Power-Off	Yes
Standard	IEC / EN 61010-1 (DIN VDE 0411)
Dimensions	160 x 85 x 45 mm
Weight	273 g
Power supply	1x 9 V, 6LR61
Scope of delivery	Carrying case

Light or dark?  
That is the question!



# TESTBOY TV 610

## Laser range finder

The Testboy TV 610 is the modern way of distance measuring. It provides reliable measurements of distances of up to 60 metres and can perform addition and subtraction. Moreover, the calculation of volume, surface area and Pythagoras as well as the level determining are possible. It is fitted with an easily readable LCD with background lighting and spirit level. The device switches off automatically following idle time to protect the batteries.



### YOUR BENEFITS

- > Range up to 60 m
- > Addition / subtraction
- > Surface area calculation
- > Volume calculation
- > Pythagoras calculation

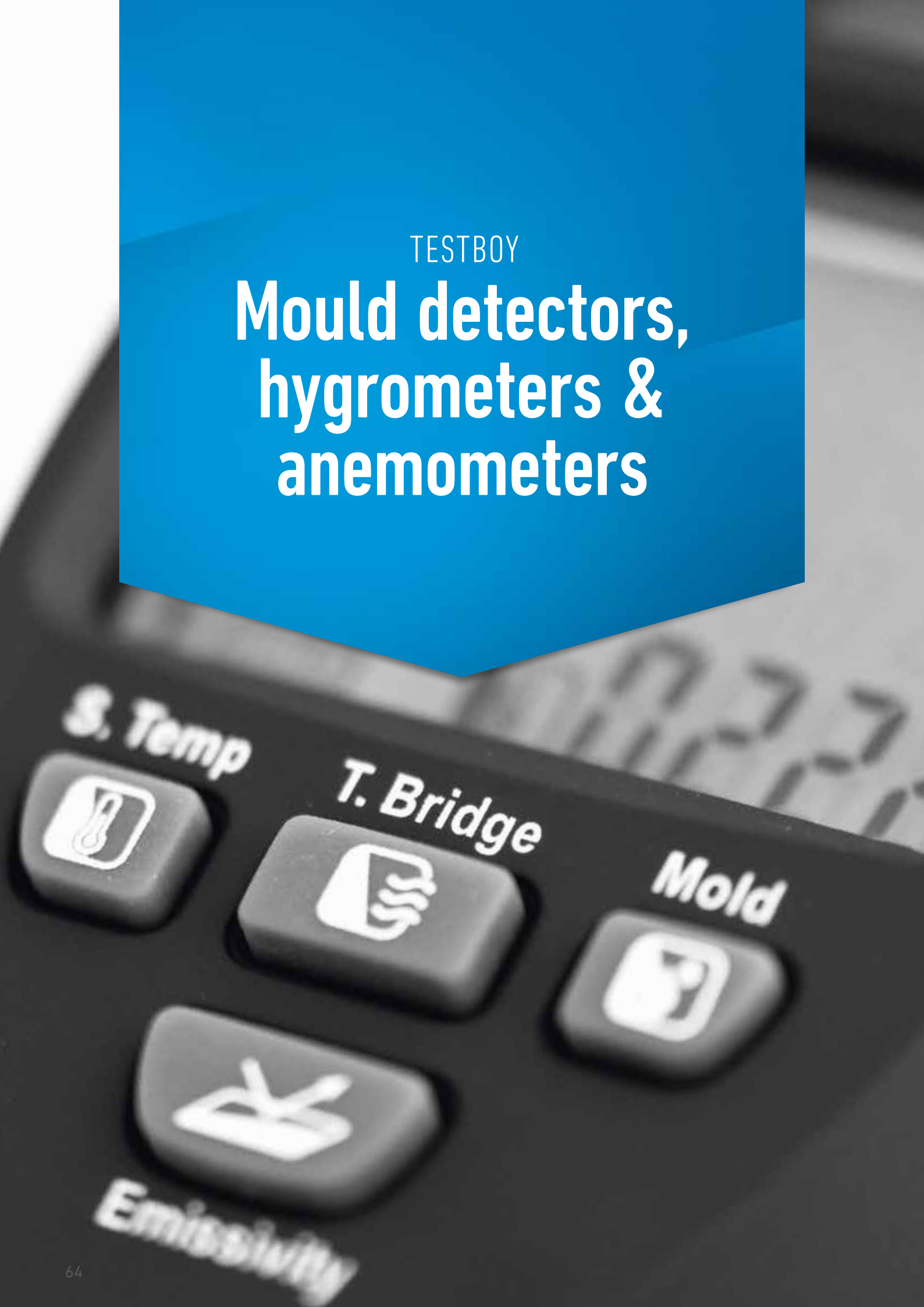
### SPECIFICATIONS

	Testboy TV 610
Indication	LCD with backlight
Measurement range	0,05–60 m
Measurement accuracy	±1,5 mm
Resolution	1 mm
Functions	Continuous measurement, addition / subtraction, area calculation, volume calculation, pythagorean calculation, min. / max. value, indirect measurement using two or three points
Reference point	Leading edge, rear edge or stop angle or corner
Memory	Yes, the last 20 values
Measurement units	Meter, feet, inches
Auto-Power-Off	Yes, after 180 s
Standard	IEC / EN 61010-1 (DIN VDE 0411)
Dimensions	124 x 49 x 27 mm
Weight	100 g
Power supply	2 x AAA, LR03, 1,5 V
Scope of delivery	Carrying case



TESTBOY

# Mould detectors, hygrometers & anemometers





# TESTBOY TV 328

## Dew-point measuring instrument (mould detector)



The Testboy TV 328 dew-point measuring instrument locates areas threatened by mould as well as hidden and invisible thermal bridges and can thus be used to prevent mould growth. The measurement range extends from -20°C to +200°C with infrared and from -10°C to +40°C with an ambient sensor. The comprehensive performance spectrum such as the measurement optic of 12:1, a switchable laser ring, relative humidity measurement, a switchable display illumination and a selectable emissivity, makes the Testboy TV328 the ideal companion for mobile use.

### YOUR BENEFITS

- > Dew point display
- > Relative humidity measurement
- > Laser ring
- > Adjustable emissivity
- > Averaging

### SPECIFICATIONS

	Testboy TV 328
Indication	LCD with backlight and LED (traffic light colours)
Measurement optic (D:S)	12:1
Detector	Thermopile
Measurement range infrared	-20 – 350 °C, 4 – 662 °F
Measurement accuracy infrared	10 – 30 °C ±1% -10 – 90 °C ±3% 90 – 350 °C ±5%
Measurement range ambient sensor	-10 – 40 °C, 14 – 140 °F
Measurement humidity range	10 – 90 % RH
Measurement accuracy humidity	up to 20 % RH ±3% 20 – 60 % RH ±2% > 60 % RH ±3%
More functions	Dew point indicator
Laser ring	Switchable
Laser class	II, 650 nm, <1 mW
Resolution	0,1 °
Response time	< 0,5 s
Emissivity	0,95 pre-set, adjustable 0,75 / 0,85 / 0,95
Average	Yes
Data-Hold	Yes
Auto-Power-Off	Yes, after 25 s
Standard	IEC / EN 61010-1 (DIN VDE 0411)
Dimensions	210 x 150 x 60 mm
Weight	270 g
Power supply	1 x 9 V, 6LR61
Scope of delivery	Carrying case

Also interesting for real estate agents as undiscovered mould can be detected immediately.



# TESTBOY TV 341 Hygrometer

The Testboy TV 341 is a handy instrument for measuring the moisture content in building materials. This precise test instrument is fitted with integrated and slimline measurement probes, which enable the testing of a wide range of materials. This includes timber, plywood, fixing plates, veneers, gypsum or plasterboard. Furthermore, the temperature can be determined. The measurement probes are protected during transport by a practical cap. The instrument features a min./ max. value memory for the measurement of large surfaces and quantities. A hold function facilitates measurements in poorly-accessible locations by saving a measured value in the display at the press of a button.

## YOUR BENEFITS

- > No separate test leads or probes necessary
- > Auto power-off
- > Various types of material adjustable

## SPECIFICATIONS

	Testboy TV 341
Indication	LCD with backlight
Measurement range	0–55 %
Measurement accuracy	± 2%
Resolution	0,1 %
Material	sawn timber, plywood, chipboard, veneer, plasterboard or plaster
Min. / Max. value	Yes
Data-Hold	Yes
Auto-Power-Off	Yes
Standard	IEC / EN 61010-1 (DIN VDE 0411)
Dimensions	143 x 55 x 28 mm
Weight	172 g
Power supply	3 x AAA, LR03, 1,5 V
Scope of delivery	Carrying case



# TESTBOY TV 350

## Digital wheel anemometer (wind meter)

The Testboy TV 350 is the ideal assistant when working with all heating, ventilation and air conditioning systems. In addition to wind speeds from 0.8 to 30.0 m / s, the Testboy TV 350 measures relative humidity from 20 to 90 %, air temperature from -20 to +60°C, air flow from 0 to 9999 m<sup>3</sup> / sec, dew point temperature and air volumes. The measured values can be recorded via the integrated USB interface and the software included in the scope of delivery. The user can switch between all international measuring units such as metres, kilometres, feet, miles and knots.



### YOUR BENEFITS

- > Illuminated LC display
- > Min. / max. value memory
- > USB interface for evaluating the data on PC (Windows)

### SPECIFICATIONS

	Testboy TV 350	Accuracy
Indication	LCD with backlight	
Wind speed measurement	0,8–30,0 m / s	±2,0 %, ±50 Digits
	1,4–108,0 km / h	
	0,9–67,0 mil / h	
	80–5900 ft / min	
	1,3–98,5 ft / s	
	0,8–58 kn	
Air temperature measurement	-20–60 °C	±1,5 °C
	-4–140 °F	±2,7 °F
Temperature units	°C and °F	
Relative air humidity	20–90 % RH	±3,0 % at 25 °C
Air flow	0–9999 m <sup>3</sup> / s (CMS)	
	0–99990 m <sup>3</sup> / min (CMM)	
	0–99990 ft <sup>3</sup> / min (CFM)	
Min. / Max. value	Yes	
More functions	Ambient, dew-point and wet-bulb temperature	
Dew-Point indication	Yes	
Interface	USB	
Data-Hold	Yes	
Auto-Power-Off	Yes	
Standard	IEC / EN 61010-1 (DIN VDE 0411)	
Dimensions	170 x 85 x 40 mm	
Weight	230 g	
Power supply	1x 9 V, 6LR61	
Scope of delivery	Carrying case, USB cable and CD	

Not just wind, any air movement can have an impact.





TESTBOY

# Vehicle measuring instruments

# TESTBOY 55

## Brake fluid tester

### DOT 3, DOT 4, DOT 5.1

The Testboy 55 is a handy testing pin which can test the brake fluids DOT 3, DOT 4 and DOT 5.1 very quickly. Five LEDs provide a clear indication of the water content in brake fluids manufactured on a glycol base. Brake fluid is hygroscopic, it is absorbing water from the air humidity for example. This makes the Testboy 55 the perfect instrument for car, HGV and motorbike workshops alike. The United States Department of Transportation (DOT) standard number 116 stipulates the minimum requirements placed on glycol-based brake fluid (DOT 3, DOT 4, DOT 5.1).

#### YOUR BENEFITS

- > Checks of brake fluids DOT 4 DOT 4, DOT 5.1
- > Measurement location lighting
- > Long service life, as acid and alkali-resistant

#### SPECIFICATIONS

	Testboy 55
Indication	Optical, 5 LEDs
Brake fluid type	DOT 3, DOT 4 and DOT 5.1
Flashlight	Yes
Auto-Power-Off	Yes
Protection class	IP 40
Standard	IEC / EN 61010-1 (DIN VDE 0411)
Dimensions	151 x 20 x 25 mm
Weight	35 g
Power supply	2 x AAA, LR03, 1,5 V



# TESTBOY 60

## Car tester

The Testboy 60 is an automotive voltage tester with LCD display. It can perform voltage, polarity and continuity tests without the need to remove or reconnect individual components from the battery. Another useful function is the frequency measurement of the ignition pulses. Furthermore, it can be calculated if the displayed engine speed is correct. With the help of the measuring tip and the ground wire, the user can activate the component to be tested (lights, fans, fuel pumps). The car tester can measure the frequency of the ignition pulses. In addition, peak detection is possible in adjustable steps of 0.5 V, 1 V, 2 V, 5 V, 10 V and 48 V.

### YOUR BENEFITS

- > Polarity test
- > Continuity test 500 kΩ
- > Component test
- > Component activation with positive or negative pole
- > Measurement of frequency of high voltage ignition pulses
- > Peak detection

### SPECIFICATIONS

	Testboy 60
Indication	LCD with backlight
Voltage range	1 – 60 V DC
Polarity test	Yes, via 2 LEDs (red and green)
Continuity test	Yes, up to 500 kΩ
Component test	Yes
Ignition pulses frequency	Yes
Calculation of engine speed	Yes, via the ignition pulses
Peak detection	Yes (Steps: 0,5 V, 1 V, 2 V, 5 V, 10 V and 48 V)
Flashlight	Yes
Standard	IEC / EN 61010-1 (DIN VDE 0411)
Dimensions	260 x 55 x 30 mm
Weight	400 g
Power supply	12 – 24 V DC (via vehicle battery)
Test lead length	6 m
Scope of delivery	Detachable extension of the test probe



# TESTBOY 65

## Car multimeter with temperature measurement

The Testboy 65 is especially well suited for application in the automotive and workshop sector. In addition to the standard multimeter functions which it provides, the Testboy 65 enables easy measurement of the speed, closing angle duty cycle and temperature measurement from -40 to 1000 °C. The comparably low cost of the Testboy 65 and its broad range of deployment makes it a firm favourite amongst DIY workers. Extremely robust and easy to operate, it convinces in everyday use.

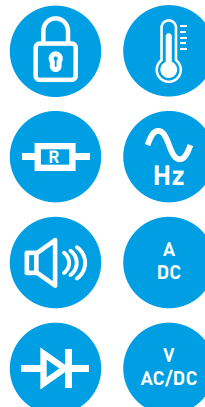


### SPECIFICATIONS

	Testboy 65	Accuracy
Indication	LCD with backlight	
Measuring range selection	Manual	
AC Voltage	50 V	±0,5 %, ±5 Digits
DC Voltage	200 mV, 2 V, 20 V, 120 V	±1,2 %, ±5 Digits
DC Current	20 mA, 200 mA	±1,8 %, ±3 Digits
	20 A	±3,0 %, ±5 Digits
Frequency measurement range	0 – 200 kHz	±2,0 %, ±5 Digits
Resistance measurement range	200 Ω, 2 kΩ, 20 kΩ, 200 kΩ	±1,0 %, ±5 Digits
	2 MΩ	±1,0 %, ±5 Digits
	200 MΩ	±5,0 %, ±5 Digits
Continuity test	Yes, up to 45 Ω	
Diode test	Yes	
Duty cycle	0 – 100 %	±3,0 %, ±5 Digits
Temperature	-40 – 0 °C	±2,0 %, ±8 Digits
	(with appropriate probe)	±2,0 %, ±3 Digits
	400 – 1000 °C	±1,0 %, ±3 Digits
Speed measurement	500 – 10000 min <sup>-1</sup>	±3,0 %, ±5 Digits
Closing angle measurement	0 – 120 °	±3,0 %, ±5 Digits
Maximum input voltage	120 V DC / 50 V AC	
AC voltage bandwidth	40 – 400 Hz	
Input impedance	10 MΩ (DCV), 4,5 MΩ (ACV)	
Data-Hold	Yes	
Auto-Power-Off	Yes, after 15 min	
Standard	IEC / EN 61010-1 (DIN VDE 0411); EN 61010-2-030; EN 61010-2-031; EN 61010-2-033	
Dimensions	180 x 85 x 50 mm	
Weight	335 g	
Fuses	200 mA (self-resetting)	
	10 A / 1000 V (quick acting)	
Power supply	1 x 9 V, 6LR61	
Scope of delivery	Carrying case, test leads and K-type probe (0-200 °C)	

### YOUR BENEFITS

- > Speed measurement
- > Closing angle measurement (ignition point)
- > Duty cycle measurement
- > LCD with autom. background lighting
- > Data-hold function





# TESTBOY 72

## Coating thickness meter with combination probe

The Testboy 72 coating thickness tester uses a combination probe to perform reliable measurements of all types of insulated coatings on magnetic and non-magnetic metallic bases. Switching is performed automatically. A verification is possible by using the test foils included in the scope of delivery. The integrated measured value memory stores the last ten measured values. The adjustable display alignment means that measurements can be performed under inconvenient conditions.



### YOUR BENEFITS

- > Combination probe for magnetic and non-magnetic bases
- > Measured value memory
- > Adjustable display alignment

### SPECIFICATIONS

	Testboy 72
Indication	LCD with backlight
Measurement	Only on metallic supports
Measurement range	0–2000 $\mu\text{m}$ / $\pm 2 \mu\text{m}$ , $\pm 3 \%$ 0–80 mil / $\pm 0,1$ mil, $\pm 3 \%$
Measurement units	$\mu\text{m}$ and mil
Minimum measurement area	$\varnothing$ 7 mm
Minimum curvature radius (convex)	Fe: 1,5 mm NFe: 3 mm
Minimum material thickness of the base	Fe: 0,7 mm NFe: 0,7 mm
Memory	10 values
Measured value verification	Yes, with delivered test plates
Auto-Power-Off	Yes
Standard	IEC / EN 61010-1 (DIN VDE 0411)
Dimensions	95 x 50 x 30 mm
Weight	50 g
Power supply	1 x AAA, LR03, 1,5 V
Scope of delivery	Carrying case and testing equipment



Give this to a master car mechanic and you will make a friend for life.



# TESTBOY 74

## Coating thickness tester with led display

With its clear LED display, the Testboy 74 coating thickness tester permits the quick and easy control of all non-magnetic coatings such as paints, enamel, chrome, copper, zinc etc. on steel or iron. It is especially suitable for use in car workshops as well as for private car buyer of used cars to perform quick checks on vehicles for previous accident damage.

### YOUR BENEFITS

- > Clear LED display
- > Quick, uncomplicated checks

### SPECIFICATIONS

	Testboy 74
Indication	Optical, 3 LEDs
Measurement range	0 – 400 µm / ± 15 %
Minimum measurement area	Ø 7 mm
Minimum curvature radius (convex)	Fe: 1,5 mm
Auto-Power-Off	Yes
Standard	IEC / EN 61010-1 (DIN VDE 0411)
Dimensions	160 x 30 x 25 mm
Weight	40 g
Power supply	1 x E23A, 12 V, 8LR23



# TESTBOY CAR TESTER

## Voltage tester

The Testboy Car Tester is ideal for troubleshooting from 3 to 48 V DC in the car, commercial vehicle and all other sectors. Four LEDs indicate the voltage and polarity. The integrated piercing probe facilitates the testing of lines. The crocodile clips mean no problems in establishing the earth connection.

### YOUR BENEFITS

- > Polarity display
- > Integrated piercing probe

### SPECIFICATIONS

	Car Tester
Indication	Optical, 4 LEDs
Voltage measurement	3 – 48 V DC
Polarity	Yes, (+, - via LED)
Piercing probe	Yes
Standard	IEC / EN 61010-1 (DIN VDE 0411)
Dimensions	170 x 25 x 20 mm
Weight	70 g
Power supply	Via measurement object





TESTBOY  
**E-Mobility**

# TESTBOY TV 900

## Charging station test adapter

More and more charging stations for electric cars are being installed across Europe. Testboy has developed the TV 900 measuring adapter, in order to be able to test the Type 2 charging stations standardized in Europe. The TV 900 takes over and simulates the communication with the charging station and electric vehicle. An installation tester or multimeter can be connected via the 4 mm banana socket. Thus a test with a VDE 0100 tester is possible, such as the Testboy device TV 455. The built-in LEDs indicate whether and how many phases are present. One of the three phases can be connected to the built-in Schuko socket. This allows each phase to be tested individually.



### YOUR BENEFITS

- > Suitable for wallboxes with / without cable
- > Connection option for installation tester or multimeter
- > Direct phase check via LED display
- > Built-in Schuko socket with phase changeover

### SPECIFICATIONS

	Testboy TV 900
Indication	Optical, with LEDs
Input voltage	230 V / 400 V (1-phase / 3-phase)
Operating frequency	50 / 60 Hz
Proximity Pilot (PP)	Yes
Simulation of the charging cable	NC, 13 A, 20 A, 32 A, 63 A
Control Pilot (CP)	Yes
Simulation of the vehicle state	A (not connected) B (connected and ready) C (connected and charging) D (connected and charging with ventilation)
CP-Error Simulation	E (communication error)
PE-Error Simulation	Protective conductor interrupted
Phase indication	Yes, via the LEDs L1 / L2 / L3
Wallbox-Type	With and without cable
Charging plug	Type 2
Banana sockets	4 mm sockets for 3-Phase test equipments (Installation Tester), Multimeter
Schuko-Socket	For checking with Schuko testing cable
BNC-Socket	For use of an oscilloscope
Overvoltage category	CAT III 400 V
Standard	IEC / EN 61010-1 (DIN VDE 0411)
Dimensions	275 x 120 x 60 mm
Weight	1000 g
Power supply	Via measurement object
Scope of delivery	Carrying case





TESTBOY  
**Cameras**

# TESTBOY TV 280

## Mobile endoscope camera with LC-display

The mobile endoscope camera TV 280 has a 4.3 " LCD monitor with control buttons and a two meter long flexible cable that keeps its shape. This makes it ideal for exploration hard-to-reach places – thanks to adjustable brightness and LED lighting even in poor lighting conditions. Wet environments are not a problem for the TV 280 because it is protected against moisture.



### YOUR BENEFITS

- > Mobile endoscope camera with up to 5 hours operating time
- > 4.3" LCD for real-time view
- > HD recording of photos and videos of the examination possible
- > Integrated LED lighting with adjustable brightness levels
- > LED flashlight
- > Suitable for car workshops, installation companies, industrial and domestic use

### SPECIFICATIONS

	<b>Testboy TV 280</b>
Indication	Colour-LCD 4,3"
Resolution	Adjustable to 640 x 480; 1280 x 720 and 1920 x 1080 pixels
Camera diameter	6 mm
Focal length	4 – 500 cm
Field of view (FOV)	70°
More settings	Camera resolution, language, brightness of LCD, image rotation, date, time, formatting, system reset and memory
Storage medium	MicroSD-Card
Data format	JPG for images and MP4 for videos
Operating time	up to 5 hours
Cable length	2 m (5 m optional)
Standard	IEC / EN 61010-1 (DIN VDE 0411)
Dimensions	175 x 120 x 30 mm
Weight	250 g
Power supply	1 x rechargeable Li-Ion-battery 3,7 V, 2000 mAh
Scope of delivery	Carrying case, charging cable, hook, holding magnet and mirror attachment



# TESTBOY TV 292

## IR thermal imaging camera



The IR thermal imaging camera Testboy TV 292 is the successor to the TV 291, which "Motor & Maschine" found to be "excellent". The digital overlay of a thermal image and real live image in 25% steps makes for very easy handling even for the novice. It provides all the advantages of thermal imaging technology in the location of temperature problems from -20 to 300° C, which remain hidden to typical IR thermometers. The user can select from up to five colour palettes. The Testboy TV 292 is suited to preventive maintenance, process monitoring, leak detection and the localisation of heating pipes. A micro SD card keeps the transfer of the saved data to the memory system classic.

### YOUR BENEFITS

- > Digital camera for image overlay
- > Integrated 2.4" colour display
- > Easy operation
- > Universal deployment, robust and reliable

### SPECIFICATIONS

	Testboy TV 292
Indication	Colour-LCD 2,4"
Resolution	60 x 60 pixels
CCD-camera	300.000 pixels
Temperature range	-20 – 300 °C / -4 – 572 °F
Accuracy	±2 °C oder ±2% (the greater value applies)
Temperature resolution	(NETD) 0,15 °C / 0,27 °F
Field of view (FOV)   Min. focus distance	20° x 20°   0,5 m fix
Sensor data capture	6 Hz
Spectral range	8 – 14 µm
Emissivity	Variable from 0,1 to 1,0 (in 0,01 steps)
Colour palette	5: Iron oxide-red, rainbow, rainbow higher contrast, greyscale (white hot), greyscale (black hot)
Image	Blending of the visual image with the infrared image, can be adjusted in 25% increments between full infrared image and purely visual image
More settings	Date, time, temperature unit, hot / cold-spot
Temperature units	°C and °F
Storage medium	MicroSD-Card
Data format	BMP
Standard	IEC / EN 61010-1 (DIN VDE 0411)
Dimensions	210 x 90 x 60 mm
Weight	240 g
Power supply	4 x AA, LR6, 1,5 V
Scope of delivery	Carrying case and MicroSD-Card





# TESTBOY TV 293

## IR thermal imaging camera

The IR thermal imaging camera TV 293 is handy and easy to operate. It is particularly versatile and with several professional functions it must not hide behind the large thermal imaging cameras. The TV 293 has adjustable emissivity, 5 colour palettes and 9 Hz technology. A digital camera with 300,000 pixels for image overlay from thermal image to real image on a large LCD display completes the applications of this smart device.



### YOUR BENEFITS

- > Digital camera for image overlay
- > Integrated colour display
- > Easy operation
- > Universally usable, robust and reliable
- > Integrated flash memory with Micro-USB-Interface

### SPECIFICATIONS

	Testboy TV 293
Indication	Colour-LCD 3,2"
Resolution	220 x 160 pixels
CCD-camera	300.000 pixels
Temperature range	-20 – 300 °C / -4 – 572 °F
Accuracy	±2 °C or ±2% (the greater value applies)
Temperature resolution	(NETD) 0,07 °C
Field of view (FOV)   Min. focus distance	27° x 35°   0,15 m fix
Sensor data capture	9 Hz
Spectral range	8 – 4 µm
Emissivity	Variable from 0,1 to 1,0 (in 0,01 steps)
Colour palette	5: Iron oxide-red, rainbow, cold-blue, greyscale (white hot), greyscale (black hot)
Image	Cross-fading of the visual image with the infrared image, can be adjusted in 25% increments between full infrared image and purely visual image
More settings	Date, time, temperature unit, hot / cold-spot
Temperature units	°C and °F
Storage medium	Integrated flash-memory (3 GB) with micro-USB interface
Data format	JPG
Auto-Power-Off	Adjustable to 5 or 20 min or off
Standard	IEC / EN 61010-1 (DIN VDE 0411)
Dimensions	140 x 80 x 28 mm
Weight	210 g
Power supply	1 x integrated Li-Polymer-battery, 3,7 V, 2000 mAh
Scope of delivery	Carrying case, carrying strap, micro-USB cable and charger



# TESTBOY Accessories

## Test lead set CAT III

Testboy 20 Plus, 65,  
Pocket 100, TV 216N,  
TV 217, 312, 313,  
2200, TV 470



## Test lead set CAT IV

Testboy 3000



## Adapter

Testboy 26,  
27 Analog und  
27 Digital



## Carrying case (water and shock resistant)

Testboy TV 445, TV 455,  
TV 465, TV 470, TV 900



## Cases

Two-pole voltage tester,  
continuity tester and multimeter



## Hardcase

Testboy TV 293





### Crocodile clips

Testboy 65, Pocket 100, 2200, 3000, 20 Plus, 312, 313, TV 216 N, TV 470, TV 410 N,



### Removable probes

Testboy Profi III LED and Profi III LCD



### Adapter for K-type sensor

Testboy 313, 65



### K-type sensor

Testboy 313, 65, TV 325

1. TP-K02 immersion probe  
Measurement: -50 – 700°C  
Tolerance:  $\pm 2,2^{\circ}\text{C}$
2. TP-K03 surface probe, straight  
Measurement: -50 – 400°C  
Tolerance:  $\pm 2,2^{\circ}\text{C}$
3. TP-K04 penetration probe  
Measurement: -50 – 600°C  
Tolerance:  $\pm 2,2^{\circ}\text{C}$
4. TP-K05 surface probe, curved  
Measurement: -50 – 400°C  
Tolerance:  $\pm 2,2^{\circ}\text{C}$
5. TP-K06 room probe  
Measurement: -50 – 800°C  
Tolerance:  $\pm 2,2^{\circ}\text{C}$



### Ground spike

Testboy 27 Digital



# TESTBOY History

- 1953** > Establishment of Ludwig Mers as an electrical installation company
- 1960** > Ludwig Mers GmbH & Co. KG Elektrotechnische Spezialfabrik
- 1993** > Takeover of Ludwig Mers GmbH & Co. KG by the current managing director Horst Reysen
- 1997** > Construction of the new company building
- 2000** > Expansion of the warehouse in Vechta
- 2005** > Change of the company name to Testboy GmbH
- 2005** > Construction of an office and warehouse building in Vechta
- 2008** > Expansion of the production facilities and warehouse in Vechta
- 2013** > Celebration of the 60th anniversary of the company; extension of the warehouse and offices
- 2018** > Celebration of 65th company anniversary
- 2020** > Expansion of the warehouse and offices

**At Testboy quality and service have absolute priority.**

The use of cutting-edge manufacturing technologies has enabled Testboy GmbH to develop into one of the leading manufacturers for robust and professional measuring and testing instruments. Our TÜV- / GS tested, user-friendly and long service life products are internationally known under the brand names "Testboy",

"Testavit" and "Schuki". Seeking to keep our customers happy, we subject our product range to continual improvement, taking into account the applicable standards and laws. We place especial value on the clever combination of as many functions as possible in a single instrument.

*The first Testboy.  
What a development  
Testboy has made.*



**TESTBOY GMBH ELEKTROTECHNISCHE SPEZIALFABRIK**

Beim Alten Flugplatz 3 · D-49377 Vechta · Germany  
Tel. +49 (0) 4441 89112-10 · Fax +49 (0) 4441 84536  
[www.testboy.de](http://www.testboy.de)

**CUSTOMER SERVICES**

Tel. +49 (0) 4441 89112-10  
Fax +49 (0) 4441 84536  
[sales@testboy.de](mailto:sales@testboy.de)

**TECHNICAL HOTLINE**

Tel. +49 (0) 4441 89112-90  
Fax +49 (0) 4441 89112-27  
[support@testboy.de](mailto:support@testboy.de)

**ACCOUNTING**

Tel. +49 (0) 4441 89112-45  
Fax +49 (0) 4441 89112-22  
[accounting@testboy.de](mailto:accounting@testboy.de)

**QUALITY CONTROL**

Tel. +49 (0) 4441 89112-20  
Fax +49 (0) 4441 84536  
[qc@testboy.de](mailto:qc@testboy.de)

# GENERAL AND Safety information


Today, measuring and testing instruments are essential tools when performing construction, repair and maintenance work on electronic instruments and installations. Modern test instruments must enable the user to perform safety checks, troubleshooting and function tests quickly, safely and reliably. Internationally valid safety standards for the safety of electrical measuring and control equipment are drawn up and ratified by the IEC (International Electrotechnical Commission). This guarantees that tests are performed in accordance with the same criteria and

guidelines all over the world. In order to document that the products of a manufacturer comply with IEC/EN 61010-1, the manufacturer can have these products tested by an accredited testing laboratory check whether they conform to the requirements laid out in the standard. Once a test has been passed, the manufacturer is entitled to attach the corresponding quality certificate to its product. As a safety-conscious and responsible manufacturer, all Testboy products are certified by TÜV-SÜD Produkt Service GmbH.

## TESTING AND MEASURING INSTRUMENTS ARE TESTED AS FOLLOWS:

- CAT II 600 V** > 4000 V Peak surge voltage 12 Ohm source
- CAT II 1000 V** > 6000 V Peak surge voltage 12 Ohm source
- CAT III 600 V** > 6000 V Peak surge voltage 2 Ohm source
- CAT III 1000 V** > 8000 V Peak surge voltage 2 Ohm source
- CAT IV 600 V** > 8000 V Peak surge voltage 2 Ohm source
- CAT IV 1000 V** > 12000 V Peak surge voltage 2 Ohm source





Measuring instruments are classed in accordance with 3 different categories that indicate the ranges for which they are approved:

- CAT II** > Electrical circuits connected directly to the mains
  - > Sockets and long branch lines
  - > All sockets more than 10 m away from CAT III
  - > All sockets more than 20 m away from CAT IV
  
- CAT III** > In building installations, e.g. distributors, cabling, sockets
  - > Short lines
  - > Distributor boards
  - > Sockets for large loads with short lines for supplying electrical energy
  - > Lighting systems for large buildings
  - > Busbars
  
- CAT IV** > At the source of the low voltage installation, e.g. electricity meters, main terminal, primary over current protective devices
  - > In the open and supply cable feed
  - > Supply cables from the connection point to the building
  - > Connection between the measuring instrument and the connection point
  - > Overhead lines to individual buildings
  - > Underground cables to water pumps
  - > Supplies



Edition 2022 | 2023

[www.testboy.de](http://www.testboy.de)

Happy browsing wishes ...



# Service van EURO-INDEX

**EURO-INDEX verleent service op alle meetinstrumenten uit haar leveringspakket en biedt de faciliteiten, kennis en hoog gekwalificeerd personeel voor (preventief) onderhoud, reparatie en kalibratie van uw meetinstrumenten.**

## Geautoriseerd Service Centrum

EURO-INDEX is van alle vertegenwoordigde merken een Geautoriseerd Service Centrum.

Dit betekent dat uw instrumenten worden behandeld door goed opgeleid en kundig personeel, dat beschikt over de juiste gereedschappen en software. Er worden uitsluitend originele onderdelen gebruikt en de garantie van uw instrument, evenals de certificering (ATEX, EN50379, etc.) blijven intact.

## Service- en kalibratielaboratorium

EURO-INDEX beschikt over een bijzonder modern service- en kalibratielaboratorium met RvA accreditatie naar NEN-EN-ISO/IEC 17025. Deze accreditatie geldt voor verschillende grootheden, zoals gespecificeerd in de scope bij accreditatienummer K105.



## KWS®

KWS is een uniek servicesysteem voor uw meetinstrumenten met periodiek onderhoud en kalibratie. Veel zaken worden voor u geregeld, zodat u zonder zorgen gebruik kunt maken van uw meetinstrumenten. De kosten zijn laag en voorspelbaar.

## Digitale toegang tot uw kalibratiecertificaten met Mijn KWS

Via het Mijn KWS webportal heeft u altijd en overal toegang tot uw kalibratiecertificaten en gerelateerde documenten.

## Verhuur van meetinstrumenten

- Uitgebreid assortiment
- Deskundig advies
- Instrumenten worden geleverd met accessoirepakket en herleidbaar kalibratiecertificaat

## EURO-INDEX Academy

- Producttrainingen (individueel en klassikaal)
- Seminars
- Demonstratie- en instructievideo's

**Bekijk de video op ons YouTube kanaal en ontdek alles over KWS**



Servicebalie



Kalibratie rookgasanalyse



Seminars en workshops



Kalibratie thermografie

Wijzigingen voorbehouden EURO-INDEX® VL 18001

Het Bluetooth® woord- en beeldmerk zijn eigendom van Bluetooth SIG, Inc. Gebruik van deze merken door EURO-INDEX geschiedt onder licentie.



**BELGIË**  
Leuvensesteenweg 607  
1930 Zaventem  
T: 02 - 757 92 44  
F: 02 - 757 92 64  
info@euro-index.be  
www.euro-index.be

**NEDERLAND**  
Rivium 2e straat 12  
2909 LG Capelle a/d IJssel  
T: +31 - (0)10 - 2 888 000  
F: +31 - (0)10 - 2 888 010  
verkoop@euro-index.nl  
www.euro-index.nl

