

LOW VOLTAGE
CATALOGUE

Megger[®]

YOUR PARTNER FOR
TESTING & MEASUREMENT



EN
ENGLISH

MEGGER OFFICE AACHEN



SINCE 1889

Megger is a leading global premium manufacturer of measurement and testing technology.

We offer you solutions for the transmission of electrical energy from the power plant to the socket.

Our top priority has always been to make your everyday work easier and safer.

As such, insulation testers, micro-ohmmeters and multimeters are among the long line of Megger inventions, making us one of the pioneers in the electrical industry.

Megger's famous crank inductor has been synonymous with accurate insulation measurement for generations of electrical engineers.

This was invented by our founder Sidney Evershed more than 130 years ago. Over the decades we have continued to develop and expand the breadth and depth of our range. Today, we can proudly claim to have taken a leading role in measuring and testing technology as the manufacturer with by far the longest tradition and the widest range of products.

Our products combine many years of experience, the valued feedback from our global users with the inventiveness and conscientiousness of our product developers. Each generation of our products is a systematic evolution. Each successive series offers more safety, more reliability, more economy. In this way, we have established ourselves as one of the largest suppliers of electrical test technology.

People for people:

For more than 130 years, our commitment to providing leading electrical test and diagnostic solutions has been matched only by our appreciation of the technicians, engineers and power professionals who use our products around the world. Our challenge is to ensure that they can do what they do every day successfully and safely.

That's why we specifically seek exchanges with them in order to incorporate the knowledge gained from them into our devices. Since people - customers and colleagues alike - are the most important asset at Megger, we only produce under fair conditions at our company-owned sites. Our values - creativity, consistency, confidence and care - are always in focus for us.

In Germany, we manufacture at three sites, Aachen, Baunach near Bamberg and in Radeburg near Dresden. Other manufacturing locations are based in Sweden, England and America.

Our key technologies and patents form the basis for our current success and pave the way for great inventions in the future from which you will benefit for a long time to come.

Introduction/Content	2 - 3
MFT Multifunction Testers & Accessories	4 - 7, 10 - 13
MFT Multifunction Testers & Accessories	8 - 9
EV Charger Checker	14 - 15
EV Adapter	16
MIT series Insulation & Continuity Testers	17 - 25
Residual Current Device Testers	26 - 27
Appliance Tester	28 - 31
Rotating Machine/Motor Tester	32 - 33
Earth Measurement	34 - 37
Micro Ohmmeter	38 - 51
TRMS Multimeter	52
Industrial Multimeter	53
2-Pole tester	54 - 55
Electrical tester	56 - 62
Megger Link App	63
Photovoltaic Kits	64 - 66
Voltage detector	67
Power quality analyser	68 - 69
Thermal camera	70
Phase Sequence Indicator	71
Time domain reflectometer & cable length meter	72 - 75
Miscellaneous testing equipment	76 - 81
Battery testing	82 - 83
Relay and substation test system	84
200 A micro-ohmmeter	85
Cable and Route Location	86 - 88
Impedance meter	89
Webinars	90

MFT-X1

NEW



MFT-X1

Item no.

1012-225

- True Loop™ test with patented Confidence Meter™
- CertSuite™ compatible Bluetooth® result transfer
- Next generation 2-wire and 3-wire non-trip loop testing
- User upgradeable operating system
- High resolution 0.001Ω loop test
- Automatic volt-drop measurement
- Stabilised insulation test voltage
- Configurable RCD and EV auto-sequence tests
- Fast switch rechargeable plug-in battery pack
- Full colour TFT bonded display
- Re-designed lead set and carry case solution
- IP54 operational Housing

DATASHEET



TRMS
→ 600V



TRUE
LOOP



CAT IV

FEATURES

True Loop™


True Loop™ impedance testing is now a standard feature on the MFT-X1. The latest 3-wire non-trip loop testing technology, incorporated with the patented Confidence Meter™, offers an unmatched, reliable, accurate, stable and repeatable loop test solution to the user, allowing testing in the most hostile high noise conditions or close to the source of supply. The technology also removes the risk of RCD uplift whilst reducing typical test times – even on circuits protected by 6 mA or 10 mA protective devices.

Patented Confidence meter technology

All loop impedance ranges are now supported by the Megger patented Confidence meter technology, reducing typical test times for non-trip loop testing to around 7 seconds on quiet circuits, and providing optimised test times for loop impedance testing in difficult noisy supplies. The Confidence meter shows the progress of

INSTALLATION TESTER

INCLUDED ACCESSORIES



Included accessories: Switched test probe SP5, Red test lead, probes, clips and grabbers, Blue test lead, probe, clips and grabbers, Green test lead, probe, clips and grabbers, Li-ION battery 4400 mAh, Li-ION battery charge, Neck strap, Multipurpose hard base carry case, Quick start guide, Calibration certificate



the loop measurement and indicates the presence of noise on the circuit, removing erroneous values to give a stable and consistent result.

MFT-X1 result downloading and CertSuite

Test results can be tagged with circuit data and transferred to CertSuite, the latest cloud base electrical certification software package from Megger.

When paired to a mobile device using the low energy Bluetooth® mode, results can be sent directly from the MFT-X1 to an Android or IOS device running Megger CertSuite software. These results are also synchronised with the cloud-based application.

With a wide range of certification options, CertSuite is available as a monthly or yearly subscription package for electrical certification of installations taking results directly from the MFT whilst testing. CertSuite is suitable for multiple concurrent users and is optimised for use with the MFT-X1.

Results can be stored and reviewed remotely by users whilst on site from different locations, accessed by head office or other users with the relevant permission, with professional looking certification and reports.

High resolution loop impedance testing

The MFT-X1 has extended the low end of the loop impedance range from 0.01 ohms to 0.001 ohms resolution and 50 kA current calculation. The True Loop impedance measurement using the patented confidence meter makes these low impedance measurements a realistic option, with two wire test connections and high current testing.

RCD custom testing

RCD testing can now be optimised with the RCD test configurator. Select a whole suite of tests or only those elements of the RCD you require. You can even add ramp testing to the sequence, optimising and simplifying testing.

MFT-X1 INSTALLATION TESTER



EV Charge point testing

Suitable for both EV charger installation testing with either RCD Type B or RDC protected charge points.

The MFT-X1 in conjunction with the Megger EVCA adaptor can test all known EV chargers for installation or maintenance.

Stabilised insulation test voltage

For the first time in any multifunction tester, the MFT-X1 incorporates a stabilised insulation test voltage, ensuring output voltage is accurate to within +/-3% +2 digits. This compares to the industry standard of +20% and so provides a more accurate test voltage without the risk of over-voltage damage to circuits or sensitive components.

Current measurement

The MFT-X1 uses current clamps for current measurement using the optional Megger MCC1010* current clamp for measurement of AC currents from 1 mA to 1000 A.

*Optional accessory

Customer upgradeable operating system

The operating system of the MFT-X1 range is upgradeable by the user, simply by downloading the latest operating system file (.BIN) from the Megger web site to a suitable microSD card.

Insert the updated microSD card and pressing TEST initiates an automatic update process without the need for further user intervention.

Display and user interface

The user interface utilises the flexibility of the high contrast 480 x 272 colour, TFT bonded display, with a monochrome black on white mode designed specifically for use in difficult lighting conditions.

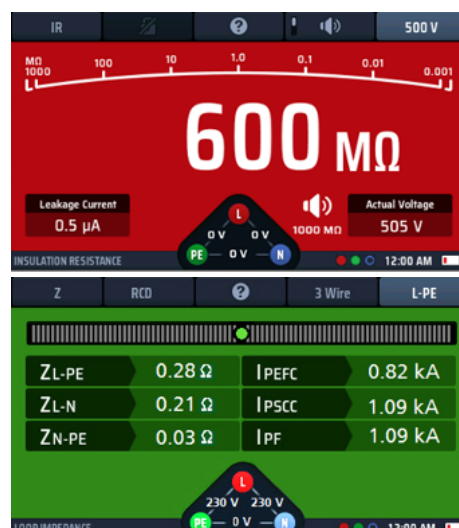
APPLICATIONS

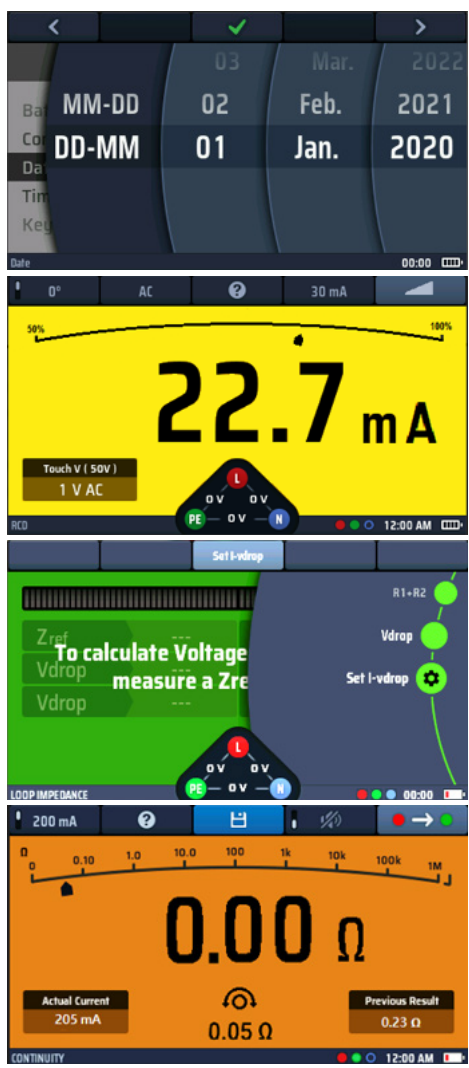
The primary application is the testing of low voltage electrical installations in domestic, commercial, and industrial installations for single and three phase systems.

The wide range of test capabilities extend the use of the MFT-X1 to include:

- EV charge point testing
- Domestic PV testing
- Motor/Generator testing
- Machine testing
- Portable appliance safety testing
- Panel building and switchgear manufacturing
- Cable testing

EXAMPLES DISPLAY MODES







CertSuite is perfect for the individual and large business owner and provides you with everything you need to create high quality certificates quickly and easily.

CertSuite is fantastic for businesses of all sizes and provides a wide range of certificates including electric vehicle, solar, fire alarms, emergency lighting.



Easy to operate

Packed with functions that save you time - such as selecting default settings and copying previously created distributions and circuits.



Multiple users

Different members of your team can work on the same task at the same time.



Works on any device

Store your data in the cloud and access it wherever you are.



Online or offline

CertSuite works offline and sends your data to the cloud the next time you have an internet connection.



Cloud storage

Store your data in the cloud and access it wherever you are.



Embed photos

Take photos and attach them to your reports.

CERTIFICATES

Electrical Certification

- Electrical Installation Condition Report (EICR)
- Electrical Installation Certificate (EIC)
- Minor Electrical Works Multiple Circuits
- Minor Electrical Works Single Circuit
- Minor Electrical Works Amendment 1
- Electrical Danger Report

Electric Vehicle Charging

- Electric Vehicle Charging Installation Certificate
- Electric Vehicle Charging Installation Condition Report

Photovoltaic

- Solar Photovoltaic Inspection Report

Emergency Lighting

- Emergency Lighting Completion Certificate
- Emergency Lighting Inspection and Test Certificate

Fan Maintenance

- Fan Maintenance and Inspection Report

Fire Reports

- Fire Alarm Installation Certificate
- Fire Alarm Inspection Report Extended
- Fire Alarm Verification Certificate
- Fire Alarm Acceptance Certificate
- Fire Alarm Modification Certificate
- Fire Alarm Inspection Certificate

Jobname	Installationsadresse	Jobnummer	Berichtsg	Erzeugt durch	Erzeugt	Berichte
Unternehmen A	Autenstraße 1, Post. 12045	RM0001	IECR	Reinhold Meisner	2023-04-14	Berichte +
Unternehmen B	Buntenstraße 2, Post. 21056	RM0002	IECR	Reinhold Meisner	2023-04-19	Berichte +
Unternehmen C	Culmenstraße 3, Post. 34057	RM0003	IECR	Reinhold Meisner	2023-05-03	Berichte +
Unternehmen D	Dulmenstraße 4, Post. 45678	RM0004	DE01	Reinhold Meisner	2023-04-28	Berichte +
Unternehmen E	Eulmenstraße 5, Post. 56789	RM0005	EVCR	Reinhold Meisner	2023-05-17	Berichte +
Unternehmen F	Fulmenstraße 6, Post. 67890	RM0006	DE01	Reinhold Meisner	2023-05-22	Berichte +
Unternehmen G	Gulmenstraße 7, Post. 78901	RM0007	IECR	Reinhold Meisner	2023-04-26	Berichte +
Unternehmen H	Hulmenstraße 8, Post. 89012	RM0008	IEC	Reinhold Meisner	2023-04-28	Berichte +
Unternehmen I	Iulmenstraße 9, Post. 90123	RM0009	IECR	Reinhold Meisner	2023-05-03	Berichte +
Unternehmen J	Julmenstraße 10, Post. 10111	RM0010	DE01	Reinhold Meisner	2023-05-16	Berichte +
Unternehmen K	Kulmenstraße 11, Post. 11121	RM0011	DE01	Reinhold Meisner	2023-05-04	Berichte +
Unternehmen L	Lulmenstraße 12, Post. 12131	RM0012	DE01	Reinhold Meisner	2023-05-23	Berichte +
Unternehmen M	Mulmenstraße 13, Post. 13141	RM0013	DE01	Reinhold Meisner	2023-05-22	Berichte +
Unternehmen N	Nulmenstraße 14, Post. 14151	RM0014	DE01	Reinhold Meisner	2023-05-28	Berichte +
Unternehmen O	Oulmenstraße 15, Post. 15161	RM0015	IEC	Reinhold Meisner	2023-05-25	Berichte +
Unternehmen P	Polmenstraße 16, Post. 16171	RM0016	EVCR	Reinhold Meisner	2023-05-07	Berichte +

Unternehmen A

Inspektion

Kundenname: Unternehmen A

Prüfer: RM0001

Autorengruppen:

Erneuerungen:

Zustand der Installation:

- Neuanlage
- Änderung
- Instandhaltung
- Wartungsleistung
- Periodische Kontrolle
- Abschlußbericht
- Schulungsarbeit
- Erweiterung

Vorgang und Erläuterung:

Spezial- und Besonderheiten:

Inspektionen:

Beobachtungen:

Versuchsprotokoll:

Job schließen

Stromkreis	Beschreibung	FE RLW	V (V)	MO (MO)	Q	A	D	A	D	Ergebnis
156.1										
171.1	Dh		200V	>999MΩ						
18.2	Dh		200V	>999MΩ						
18.3	Dh		200V	>999MΩ						
20.1	Wohnzimmer		500V	>999MΩ	0.86	0.27	0.85	0.27		
21.2	Schlafzimmer		500V	>999MΩ	0.76	0.31	0.74	0.31		
22.3	Kinderzimmer		500V	>999MΩ	0.56	0.4	0.56	0.4		
23.1	Treppner		500V	>999MΩ	0.47	0.49	0.47	0.49		
24.2	Küche		500V	>999MΩ	0.65	0.35	0.64	0.35		
26.1										
29.1	Herd		500V	>999MΩ						
30.2	Herd		500V	>999MΩ						
31.3	Herd		500V	>999MΩ						
32.1	Büro		500V	>999MΩ	0.76	0.3	0.76	0.3		
34.2	Waschmaschine		500V	>999MΩ	0.43	0.53	0.43	0.54		
34.3	Bad		500V	>999MΩ	0.7	0.33	0.69	0.33		
35.1	Flur		500V	>999MΩ	0.7	0.33	0.69	0.33		
36.2	Dachboden		200V	>999MΩ	0.6					

Unternehmen A

Vorlaufbericht

199-00019-99013-10100

77%

TESTERGEBNISSE


Stromkreis	Beschreibung	FE RLW	V (V)	MO (MO)	Q	A	D	A	D	Ergebnis
171.1	Dh		200V	>999MΩ						
18.2	Dh		200V	>999MΩ						
18.3	Dh		200V	>999MΩ						
20.1	Wohnzimmer		500V	>999MΩ	0.86	0.27	0.85	0.27		
21.2	Schlafzimmer		500V	>999MΩ	0.76	0.31	0.74	0.31		
22.3	Kinderzimmer		500V	>999MΩ	0.56	0.4	0.56	0.4		
23.1	Treppner		500V	>999MΩ	0.47	0.49	0.47	0.49		
24.2	Küche		500V	>999MΩ	0.65	0.35	0.64	0.35		
26.1										
29.1	Herd		500V	>999MΩ						
30.2	Herd		500V	>999MΩ						
31.3	Herd		500V	>999MΩ						
32.1	Büro		500V	>999MΩ	0.76	0.3	0.76	0.3		
34.2	Waschmaschine		500V	>999MΩ	0.43	0.53	0.43	0.54		
34.3	Bad		500V	>999MΩ	0.7	0.33	0.69	0.33		
35.1	Flur		500V	>999MΩ	0.7	0.33	0.69	0.33		
36.2	Dachboden		200V	>999MΩ	0.6					

TESTERGEBNISSE

Ergebnis: OK



MORE
INFOS




DOWNLOAD
OUR APP

Cloud based certification for PC, Mac, Android, iOS, smartphones and tablets.

For help visit: [Certsuite.app](https://certsuite.app)
or contact Megger by email:
software@megger.com

MFT1815 / MFT1825 / MFT1845+



MFT1815

Item no. 1002-403


MFT1825

Item no. 1002-408

MFT1845+

Item no. 1012-597

DATASHEET



Included accessories: Printed quick start guide, complete operating manual on CD, calibration certificate, switch probe SP5, shoulder strap - embroidered with Megger logo, lead set with probes and crocodile clips, European test lead SIA45 (not AU), measuring cable with AU/NZ connector (AU only), AC charger, MFT carrying case

The MFT1800 series complies with all standards for testing low-voltage electrical installations including DIN VDE 0100, ÖVE E 8001, NIN/NIV and offers you all the test features needed for the mandatory testing of electrical systems. The MFT1800 series provide safety input protection across all terminals and warns the user of any dangerous voltages, on both single and three phase circuits. The MFT1800 series provide a light, compact easy to use tester and the MFT1845+ includes the very latest, patented, True Loop™ technology for unrivaled earth loop measurements - even

in high noise environments. This makes the MFT1845+ future-proof and meet all the requirements of DIN VDE 0100-600, NIV/NIN, ÖVE E 8001 or HD 60364. All models feature 2 & 3 wire loop resistance testing without RCD tripping for fast, repeatable results, comprehensive testing of RCD's including type B, as well as the latest current clamp measuring methods for stakeless earth testing. Further we provide an internal memory with Bluetooth communication (model dependent) for easy creation of test reports.

INSTALLATION TESTERS



MFT1815



MFT1825



MFT1845+

TRMS
→ 600V



TRUE LOOP



CAT IV


- Voltage TRMS up to 600V
- Rotary field measurement
- Frequency 15Hz to 400Hz
- Continuity 15/200mA with limit alarm
- Insulation 100V, 250V, 500V, 1000V
- Loop Impedance with True Loop™
- 3-Wire No-Trip test
- 2HI - 2-Wire High current
- 2-Wire No Trip (No neutral required)
- Type A, AC, S & (B - MFT1825/1845+)
- 10/30/100/300/500mA/ 1A/RCD Test
- RCD Manual/Automatic Test
- RCD Ramp Test
- Programmable RCD test current
- 6mA DC RCD test for EV charging stations (1845+ only)
- CAT IV / IP 54 / ca.1200g / with batteries
- 2 & 3 pole earth testing (MFT1825/1845+)
- No-Stake earth testing using optional clamps (MFT1835/1845+)
- ART Earth testing without disconnection (MFT1845+)
- Optional MCC Earth Leakage clamp (MFT1845+)
- Rechargeable batteries (NiMH) with charger (MFT1835/1845+)
- Measured value memory 1000 results (MFT1835 & 1845+)
- Bluetooth interface (MFT1845+)




The analogue arc simulates the behaviour of a mechanical measuring needle display



A sturdy hard shell case offers your device space and protection (the MFT1845+ comes in a bag)



Large buttons for left or right handed operation



Robust rotary switches with safe and easy colour coding

**MFT1815****MFT1825****MFT1845+****MFT-X1****Insulation measurement**

100 V			■	■
250 V	■	■	■	■
500 V	■	■	■	■
1000 V	■	■	■	■
Test voltage display	■	■	■	■
Acoustic signal adjustable		■	■	■

Continuity and resistance measurement

200 mA Test current	■	■	■	■
15 mA Test		■	■	■
Measurement line compensation	■	■	■	■
Acoustic signal adjustable	■	■	■	■
Continuity test with automatic polarity reversal	■	■	■	■

Loop impedance measurement

True Loop™ measurement feature			■	■
3-wire test without FI/RCD tripping (L-N-PE)	■	■	■	■
2-wire test without FI/RCD tripping (L-PE)	■	■	■	■
2-wire test with high current (L-L and L-N)	■	■	■	■ (Resolution 0,001 Ohm)
2-wire test outer conductor-outer conductor (L-L)	■	■	■	■
Display Short circuit current up to 20 kA	■	■	■	■ (up to 50 KV)

FI/RCD audit

1/2 x IΔN FI/RCD	■	■	■	■
1 x IΔN FI/RCD	■	■	■	■
2 x IΔN FI/RCD			■	■
5 x IΔN FI/RCD	■	■	■	■
Auto FI/RCD check	■	■	■	■
Increasing current (ramp test)	■	■	■	■
Type AC (standard) FI/RCDs	■	■	■	■
Type A (DC pulse) FI/RCDs	■	■	■	■
Type S (selective) FI/RCDs	■	■	■	■
Type B/B+ (sensitive to universal current) FI/RCD		■	■	■
EV RCD			■	■
Programmable and 3-phase FI/RCD test		■	■	■ + Autosequences
Display of the touch voltage	■	■	■	■
Contact voltage limit value sett. 25/50 V	■	■	■	■
FI/RCD tests 2-pole without N or PE	■	■	■	■
Testing with reversed polarity possible	■	■	■	■
10 mA FI/RCD		■	■	■
30 mA FI/RCD	■	■	■	■
100 mA FI/RCD	■	■	■	■
300 mA FI/RCD	■	■	■	■
500 mA FI/RCD	■	■	■	■
1000 mA FI/RCD		■	■	■

Earth measurements

Earth measurements 2-pole or 3-pole		■	■	■
Earth measurements with 1 current clamp (ART)			■	■
Earthing measurements with 2 current clamp. (ground loop)			■	■
Measuring voltage limit value sett. 25/50 V		■	■	■

Other functions

New operating system update via microSD card				■
Voltage measurement (L-N, L-PE, N-PE)	■	■	■	■ (AC/DC)
Frequency measurement	■	■	■	■
Current measurement, with ILCAMP pliers		■	■	■
Rotary field display	■	■	■	■
Voltage drop measurement				■
Illuminated LC display	■	■	■	■
Automatic switch-off (Auto-Power-Off)	■	■	■	■
Calibration certificate included in delivery	■	■	■	■
Operation with batteries or rechargeable batteries (NiMH)	■	■	■	■
Li-Ion rechargeable batteries included				■
Internal measured value memory, Bluetooth® download			■	■
Optional software (CertSuite™ Software compatible)			■	■
Megger Cloud Software + App				■

Accessories



Extended test lead XTL30
30 m
Item no. 2007-997



Three-phase current adapter 16A
DE-CEE16-S (plug)
Item no. DE-060



Test lead set CAT IV 600 V
standard 3 wire lead set with un-fused probes and clips
Item no. 1001-991

Extended test lead XTL50
50 m
Item no. 2007-998

Three-phase current adapter 32 A
DE-CEE32-S (plug)
Item no. DE-061

Test lead set CAT IV 600 V
with fuses 10A F, 600 V, especially for energy suppliers & public utilities
Item no. 1001-975



Lead Set SI Red/Blue/Green
Item no. 1008-008



SP5 Fernbedienungssonde
Item no. 1007-157



Instrument/Document carry case
Item no. 1004-326



Prod & Clip Set-MFT/LOOP
Item no. 1002-490



Charger Power Supply - MFT17/18 / DLRO2
Item no. 1002-736



Accessory bag
Item no. 1007-463



Test & carry pouch
(240 x 160 x 70mm)
Item no. 1006-408



SIA45 Adaptor (Bipolar) SCHUKO (Accy)
Item no. 1007-158


Only MFT1835, MFT1845+ & MFT-X1



MCC1010 (ICLAMP)
CAT IV 600 V
Item no. 1010-516



MVC1010 (VCLAMP)
CAT IV 600 V
Item no. 1010-518



Earth Test Spike Kit
3 pcs. (4 m, 10 m, 15 m), with two earth spikes
Item no. 1001-810



50m Earth Test Cables, Spikes & Clamps Kit
Earth measuring cables (2 x 50M & 2 x 30M) ground spikes and clamps
Item no. 1010-179

Other accessories on request

EVCC300 ELECTRIC VEHICLE CHARGER CHECKER



EVCC300

Item no.

1013-576

- Checks mode 2 and single phase mode 3 (level 1 and two phase level 2) chargers
- Checks chargers with SAE J1772 Type 1 and Type 2 connectors
- Performs four EV charger safety checks
- Performs four EV charger operation checks
- Checks to see if nuisance tripping or RCD/GFCI is likely to occur
- Reads control pilot state response from EV Charger to IEC61852-1

Included accessories: Continuity/earth bond lead, Blow moulded case, EVA-T1 Type 2 to Type 1 connector adaptor

DATASHEET



The new EVCC300 introduces a new and convenient way of checking Electric Vehicle charge points. A simple all in one concept provides an easy to use solution to check both the safety and operation of mode 2 and single phase mode 3 (level 1 and two phase level 2) EV chargers. The instrument is ideal for those wishing to perform a check on an EV charger following manufacture, installation or repair, or just part of a maintenance schedule / inspection.

FEATURES

■ FOUR IMPORTANT SAFETY CHECKS:

1. PE touch pad to check ground connection and hazardous voltages
2. PE resistance (RPE) test to check any exposed metal work is properly grounded / earthed
3. Touch voltage test to ensure the charger ground / earth does not rise to a hazardous level when charger output is on
4. RCD / GFCI protection check by timing the device tripping speed. This test causes a calibrated ground / earth leakage current appropriate to the trip rating of the device to flow and time how long it takes for the device to break the supply. If an RCD / GFCI was to take too long to trip it would not protect the charger user from electrocution, so it is an important safety check.



■ **NUISANCE CHARGER SUPPLY TRIPPING CHECK.**

This test will help determine whether the EV charger user is likely to experience nuisance tripping of the RCD or GFCI. The EVCC300 slowly increases ground / earth leakage current until the protective device trips to ensure it trips at the correct leakage current level. If the leakage current that trips the device is too low it will indicate either an issue with the device or there is already a high level of leakage present.

■ **FOUR KEY EV CHARGER OPERATION CHECKS:**

1. Proximity detection operation check. The EVCC300 can check that proximity is detected and also whether, when testing a type 1 connection, that latching detection has worked correctly
2. Control pilot operation check. Not only can the EVCC300 set CP states to operate the EV charger, the instrument can read the response state of the charger. The codes A, B, C, D, E and F can be set by the EVCC300 and the response of the charger displayed on the instruments colour display. The charger PC state is displayed together with the chargers indicated maximum charge current, all to IEC61851-1 requirements
3. Control pilot signal check. The EVCC300 measures the CP signal Voltage, Frequency and Duty cycle. Repeated measurements will highlight instability in the signal.

4. EV charger output check. The EVCC300 measures the output voltage and frequency of the EV charger when charging in is in progress. When appropriate the EVCC300 also checks for correct L – N supply polarity.

APPLICATION

- Safety and operation checks on mode 2 and single phase mode 3 charge points (level 1 and two phase level 2 in the USA)
- Connects to SAE J1772 Type 1 and Type 2 charger connectors only
- Checking charger following installation before hand over to customer
- Checking charger as part of a regular maintenance schedule
- Checking charger following repair before hand over to customer
- Checking chargers following manufacturing as part of a QA inspection
- Fault checking when customer reports charger issues to car dealership/service centre

EVCA210 TEST ADAPTER FOR EV CHARGING POINTS

The Megger EVCA210/EVCA210-UK are compact, simple to use adapters designed to perform all the functions required by the electrical contractor to fully test Mode 3 AC Electric Vehicle Charge-points. Specially designed to comply with UK, European and other International wiring regulations and standards, the EVCA210 may be used on all single and three phase electric vehicle charge points, with appropriate connectors.

They are designed to test the function and safety of a charging point. The adapters allow you to conduct tests using appropriate single or multifunction test instruments on EV charging points in accordance with IEC/EN 61851-1 and IEC/HD 60364-7-722. Charging points should be tested as part of the initial installation and repeated periodically.



EVCA210

Item no.

1013-317

DATASHEET



**COMPATIBLE
WITH ALL
MULTIFUNCTION
TESTERS WITH EV
CHARGING TEST
CAPABILITY**

- Push Button for PE Safety pre-test
- Push button for CP Error "E" simulation
- Push button for PE Error (Earth Fault) simulation
- Rotary switch providing PP State simulation
- Rotary Switch providing CP State simulation
- Type 2 Charging Plug for charging points with panel mounted socket outlet or fixed cable with vehicle connector
- Carrying Case
- CAT II 300 V Rating
- Comply with Low Voltage Directive LVD 2014/35

Included accessories: Type 2 Charging Plug, EVCA210 Carry Case, Instruction Manual



MIT-Series INSULATION RESISTANCE MEASURING INSTRUMENTS

Regular insulation resistance testing is one of the most cost effective, non-destructive methods of identifying ageing in electrical equipment. With over 60% of equipment failures being ascribed to insulation breakdown, it is a key area to monitor. Diagnostic DC testing is probably the easiest and most convenient method of achieving this due to the small size and weight of the equipment, and with Megger's advanced Guard Terminal technology, you can reliably avoid measurement inaccuracies due to leakage currents.

Electrical insulation testing needs have existed as long as electrical assets themselves. Well-chronicled deficiencies of early insulation systems became apparent almost immediately after the first lighting systems were laid over 125 years ago. Although insulation systems

have evolved significantly since then, the need to test them never goes away. The consequences of failure are too high.

The first DC portable insulation tester was developed in 1889 by our founders, Sydney Evershed and Ernest Vignoles, and by 1903 was being sold as a Megger® insulation tester.

Experience the exceptional accuracy, repeatability and reliability of these test instruments. With Megger's advanced Guard technology you can reliably and quickly avoid inaccurate readings due to leakage currents.

MIT525

MIT515

MIT1025

MIT1525



MIT2500

INSULATION RESISTANCE MEASURING INSTRUMENTS



MIT400/2

Item no.

1004-731

- Designed for Electrical and Industrial testing
- Insulation testing up to 1000 V and 200 GΩ range
- Stabilised insulation test voltage
- Single range, faster continuity testing from 0.01 Ω to 1 MΩ
- Adjustable insulation test voltage from 10 V to 1000 V
- 600 V Trms AC and DC voltage measurement
- Live circuit detection and protection
- CAT IV 600 V and IP54

Included accessories: Red/Black Silicone test leads with Probes + Clips, Batteries 6 x AA Alkaline, Hard carry case, Calibration certificate



MIT420/2

Item no.

1004-739

- Insulation testing up to 1000 V and 200 GΩ range
- Stabilised insulation test voltage
- Single range, faster continuity testing from 0.01 Ω to 1 MΩ
- 600 V TRMS AC and DC voltage measurement
- Live circuit detection and protection
- User variable insulation test voltage from 100 V to 1000 V
- Test result storage and Bluetooth® downloading
- Rechargeable options for mains and car charging
- CAT IV 600 V & IP54

Included accessories: Red/Black Silicone test leads with Probes + Clips, remote switch probe, Owners information CD, Batteries 6 x AA Alkaline, Carry case



MIT481/2

Item no.

1004-741

- Insulation testing up to 500 V and 100 GΩ range in a hand held instrument
- 3 wire connection for A, B and E (Tip, Ring and Earth) connection (New)
- Gated access to 500 V to prevent accidental damage
- Rechargeable options for mains and car charging
- Single range, faster continuity testing from 0.01 Ω to 1 MΩ
- Stabilized insulation test voltage
- 600 V Trms AC and DC voltage measurement
- Test result storage and Bluetooth® downloading
- CAT IV 600 V and IP 54

Included accessories: Red/Black silicone test leads with prods and clips, SP5 Switched probe, Owners Information CD Batteries 6 x AA Alkaline, Hard carry case



MIT485/2

Item no.

1004-742


- Specialist Telecoms IR tester
- Insulation testing up to 500 V and 100 GΩ range in a hand held instrument
- 3 wire connection for A, B and E (Tip, Ring and Earth) connection (New)
- Gated access to 500 V to prevent accidental damage
- Rechargeable options for mains and car charging
- Differential measurement capability
- Single range, faster continuity testing from 0.01 Ω to 1 MΩ
- Stabilized insulation test voltage
- 600 V Trms AC and DC voltage measurement
- Test result storage and Bluetooth® downloading
- CAT IV 600 V and IP 54

Included accessories: Red/Black silicone test leads with prods and clips, SP5 Switched probe, Owners Information CD Batteries 6 x AA Alkaline, Hard carry case

MIT400/2 & MIT420/2



MIT481/2 & MIT485/2





MIT2500

Item no.

1004-745

- Insulation testing up to 2.5 kV and 200 GΩ range in a hand held instrument
- Guard terminal for high resistance accuracy
- Adjustable insulation test voltage from 50 V to 2500 V
- Stabilised insulation test voltage
- Rechargeable options for mains and car charging
- Single range, faster continuity testing from 0.01 Ω to 1 MΩ
- Polarisation Index (PI) and Dielectric Absorption Ratio (DAR)
- CAT IV 600 V applications

Included accessories: Red/Black/Blue silicone test leads with prods and clips, 2.5 kV Red/Black/Blue silicone test leads with clips, Owner's Information CD, Batteries 6 x AA Alkaline, Carry Case

MIT230

Item no.

MIT230-EN

- Insulation testing to 1000 MΩ
- 250 V, 500 V and 1000 V
- Continuity testing at 200 mA down to 0.01 Ω
- Live circuit warning (voltage display) and test inhibit
- Digital/analogue display
- Alkaline or rechargeable batteries
- -10 °C to +55 °C operating temperature
- CAT III 600 V

Included accessories: Test lead set and crocodile clips, Carry case


MIT2500

DATASHEET



MIT230

DATASHEET



INSULATION RESISTANCE MEASURING INSTRUMENTS



MIT515
Item no. 1001-937

- Insulation measurement up to 5 kV DC
- Measuring range to 10 TΩ (MIT515)
- Measuring range to 20 TΩ (MIT525)
- Diagnostic function PI, DAR, DD and ramp test
- Li-ion battery, high capacity, fast charging
- Test category CAT IV / 600 Volt

MIT525
Item no. 1001-941

- Robust impact-resistant outdoor carrying case, protection class IP65
- Operational up to 3,000 m above sea level
- Light and compact only 4.5 kg
- Measurement with discharged battery - with simultaneous charging at the mains

Included accessories: Power cord, USB cable, product information CD, lead set 3 m, medium sized insulated test clamps



MIT1025
Item no. 1001-945

- Insulation measurement 100 V to 10 kV DC (MIT1025)
- Insulation measurement 40 V to 15 kV DC (MIT1525)
- Measuring range to 20 TΩ (MIT1025)
- Measuring range to 30 TΩ (MIT1525)
- PI, DAR, DD, SV and ramp test
- Battery and mains operation (while the battery is charging)

MIT1525
Item no. 1002-908

- Li-ion battery, high capacity, fast charging
- Quick charge function
- Automatic date function
- CAT IV 600 V
- Internal memory with data logger at 5-second intervals or real-time transmission via USB interface with one measurement per second

Included accessories: Mains cable, USB cable, product information CD, 3 lead sets of 3 m each with large insulated clamps (MIT1025 only), 3 cable sets of 3 m each with large insulated clamps (15 kV, MIT1525 only)

DATASHEET

NEW

PI PREDICTOR FUNCTION (PIp)

The Polarisation Index test can be time consuming, with a 10 minute test (30 mins on 3 phase) and with multiple items to test, any time saved is a bonus. PIp does just that. The PI predictor function uses the first part of the IR curve to predict the rest at 5 minutes into the test. The PIp can start as early as 3 minutes into the test and will stop when it is confident in the prediction.



	MIT1525	MIT1025	MIT525	MIT515	MIT2500	MIT485/2	MIT481/2	MIT430/2	MIT420/2	MIT410/2	MIT400/2	MIT330	MIT320	MIT310A	MIT310	MIT300	MIT230	MIT220	MIT210	MIT200	
Test voltages																					
10 kV / 15 kV																					
5 kV				■	■	■	■	■	■	■	■	■	■	■	■	■	■	■	■	■	■
2,5 kV				■	■	■	■	■	■	■	■	■	■	■	■	■	■	■	■	■	■
1000 V				■	■	■	■	■	■	■	■	■	■	■	■	■	■	■	■	■	■
500 V				■	■	■	■	■	■	■	■	■	■	■	■	■	■	■	■	■	■
250 V				■	■	■	■	■	■	■	■	■	■	■	■	■	■	■	■	■	■
50 V / 100 V								■	■	■	■	■	■	■	■	■	■	■	■	■	■
10 V - 100 V																					
Insulation - Test methods																					
Polarization index										■	■	■	■	■	■	■	■	■	■	■	■
Dielectric absorption ratio										■	■	■	■	■	■	■	■	■	■	■	■
Step voltage/ramp																				■	■
Dielectric discharge																				■	■
Further tests																					
Continuity check																				■	■
Frequency measurement																					■
Capacity measurement																					■
Voltage measurement																					■
Memory and interfaces																					
Data memory																					■
USB interface																					■
Bluetooth interface																					■
Supply																					
Mains Power supply																					■
Rechargeable batteries																					▲
Security																					
CAT III / 600 V																					■
CAT IV / 600 V																					■
Interference resistance																					■
Calibration certificate included																					■
Software included																					■
Power DB Lite																					■
Power DB																					□
Guard Terminal																					■

■ Function □ Option ▲ Rechargeable batteries possible



NEW

PI PREDICTOR FUNCTION (PIp)

The Polarisation Index test can be time consuming, with a 10 minute test (30 mins on 3 phase) and with multiple items to test, any time saved is a bonus. PIp does just that. The PI predictor function uses the first part of the IR curve to predict the rest at 5 minutes into the test. The PI predictor can start as early as 3 minutes into the test and will stop when it is confident in the prediction.



DATASHEET



S1-568

Item no.

1003-018

S1-1068

Item no.

1003-009

S1-1568

Item no.

1002-893

Included accessories: Safety Warning Sheet, Product information CD, Power lead, Screened USB cable with filters, Remote control indicator beacon, 5 kV, 3 m x 3, medium insulated clips - S1-568 and S1-1068 only
10 kV, 3 m x 3, large insulated clips - S1-1068 only
15 kV, 3 m x 3, X-large insulated clips - S1-1568 only

Megger's new S1-Series of insulation resistance testers consist of a 5 kV, 10 kV and 15 kV models called S1-568, S1-1068 and S1-1568. These top end instruments are targeted at power utilities and service companies working in generation, transmission and distribution markets. Class leading charge current, noise rejection and software filters make the S1-Series Megger's most advanced DC insulation resistance testers to date.

Instrument productivity is a focus of the new S1-Series which offers rapid charge batteries and operation from an AC source when the battery is flat. An intuitive user interface ensures no lost time remembering how to use the tester. Simplicity of operation is achieved with two rotary switches and a large backlight display which enables multiple results to be displayed simultaneously. A graphical quick start guide is provided inside the lid of each model to assist first time users.

- Resistance measurement: 15 TΩ - 5 kV, 35 TΩ - 10 kV, 35 TΩ - 15 kV
- High current – 6 mA short circuit current
- High noise immunity – 8 mA of noise rejection
- Four software filters: 10 s, 30 s, 100 s, 200 s
- Li-ion battery – charges in 2 hours and gives up to 6 hours continuous testing a 100 MΩ load (S1-568), battery meets IEC 62133
- CAT IV 600 V safety rating up to 3000 m (S1-568, S1-1068)
- CAT IV 1000 V safety rating up to 4000 m (S1-1568)
- Remote operation via USB cable
- Download of memory via isolated USB cable Bluetooth®
- IR, timed IR, DAR, PI, DD, SV and ramp diagnostic tests
- Large LCD display with backlight
- Dedicated voltmeter function (30 V to 660 V) AC or DC
- Advanced memory, on screen recall and real time clock for date/ time stamped results
- PowerDB Lite asset management compatabilty
- Option to record temperature and/or relative humidity with saved results (measured independently)

Safety of operation is built in, 5 kV and 10 kV models are safety rated to CAT IV 600 V up to 3000 m and the 15 kV S1-1568 is rated at CAT IV 1000 V up to 4000 m. Original equipment manufacturers and repairers will welcome the remote control feature allowing them to automate resistance testing on the factory floor, as will technicians in substations wanting to operate from a more convenient, safe distance.

The S1-Series have a dual case design with a tough outer case to protect the tester from knocks and drops and a fire retardant inner case. The case IP rating prevents moisture and dust ingress when storing or carrying the instrument. The lids have clip-on lead pouches ensuring that leads remain with the instrument at all times. Case lids are removable for improved access to the terminals.

Five preset voltage ranges are provided in insulation test mode, plus a user settable lock voltage range. Preconfigured diagnostic tests include Polarisation Index (PI), Dielectric Absorption Ratio (DAR), Dielectric Discharge (DD), Stepped Voltage (SV) and Ramp test.

Advanced memory storage includes time/date stamping of results, logging of data and recall of results to screen. A fully isolated USB interface or on-board Bluetooth® interface is used for safe transfer of data to Megger's asset management software; PowerDB Pro, Advanced or Lite packages.

Test leads are double insulated with clamps rated at 3 kV t equivalent to 6 kV single insulation for the medium clip leadset and 5 kV t equivalent to 10 kV single insulation for the large clip. The 15 kV leadset is insulated to 15 kV.



OPTIONAL ACCESSORIES

Accessories for all S1 and MIT 5, 10 & 15kV Insulation Testers



CB101 Calibration Box + Cal Cert
Item no. 6311-077



CB101G Guard Terminal Check Box
Item no. 1012-079



Lithium-Ion Replacement Battery
Item no. 1002-552

Accessories for S1 and MIT 5 & 10kV



Accessory Pouch
Item no. 1008-019



Lead set 3kV 3x3m Medium Clips
Item no. 1008-022




Lead Set 1KV FOR 5&10KV MIT
Item no. 6220-822



Lead Set 5kV Shielded 15m
Item no. 6311-080



Lead Set 10KV Shielded 3M
Item no. 6220-834



Medium sized 6kV insulated clip test leads for S1 and MIT 5 & 10kV

Lead Set HV 3x5m Medium Clips
Item no. 1002-641

Lead Set HV 3x8m Medium Clips
Item no. 1002-642

Lead Set HV 3x10m Medium Clips
Item no. 1002-643

Lead Set HV 3x15m Medium Clips
Item no. 1002-644

Large sized 10 kV insulated clip test leads for S1 and MIT 5 & 10kV

Lead Set HV 3x3m
Item no. 1002-534

Lead Set HV 3x5m
Item no. 1002-645

Lead Set HV 3x8m
Item no. 1002-646

Lead Set HV 3x10m
Item no. 1002-647

Lead Set HV 3x15m
Item no. 1002-648

Lead Set 5kV 3x25m
Item no. 1003-201

Lead Set 5kV 3x30m
Item no. 1003-202

Accessories for S1 and MIT 15kV



Lead Set 15kV
Item no. 1008-023



15kV Lead Set 15kV Plug 3X5m, 15kV Clip
Item no. 1005-259



1kV Control Lead Set 15kV Plug 2 x 3m
Item no. 1005-264



15kV Screened 3m Lead Set, 15kV Clip
Item no. 1005-266

Accessories for the MIT200 Series



Unfused Test Lead Set R/B, prods & clips
Item no. 1002-001



SIA45 Adaptor (Bipolar) SCHUKO (Accy)
Item no. 1007-158



Prod & Clip Set - Insulation Testers
Item no. 1002-491



Soft Carry Case MIT200
Item no. 6220-773

Accessories for the MIT400 and MIT480 Series



Magnetic Strap
Item no. 1010-013

1kV Silicon test leads w clips/prods
Item no. 1007-781



Unfused Test Lead Set (Red/Black) with prods & clips - right angle plugs
Item no. 1002-001



SP5 Remote Switched Probe Accessory
Item no. 1007-157



Prod & Clip Set - Insulation Testers
Item no. 1002-491



Lead Set MIT480/2 series
Item no. 1007-780

2.5 kV Silicone Test Leads + Clips x3
Item no. 1007-637



Test Lead Probe Cap [Clear] Bag of 20
Item no. 1000-562



Carry Pouch MIT400/2 Series
Item no. 1007-887



Holster & Stand MIT400/1 Series
Item no. 6121-626



Battery Charger Kit MIT400/2 and MTR105
Item no. 1007-464



DC Car Charger 2.5mm Pin (Accy)
Item no. 1004-183

Other accessories on request

RCDT300 Series

RESIDUAL CURRENT DEVICE TESTERS



RCDT310

30, 100, 300, 500 mA

Item no.

RCDT310-EN-SC

RCDT320

10, 30, 100, 300, 500, 1000 mA

Item no.

RCDT320-EN-SC

RCDT330

10, 30, 100, 300, 500, 1000 mA

Item no.

RCDT330-EN-SC

DATASHEET



- Tests standard, DC and selective RCDs
- Ramp testing
- Auto (Remote) testing
- 3 Phase safe
- Enables testing on 110 V centre tapped supplies.
- Tough rubber armoured case with built-in cover
- Weatherproof to IP54

Included accessories: Mains plug test lead (CEE 7/7), 2-wire test lead with prods and clips (not RCDT310)

Even if they are inadvertently connected to a live three-phase supply, RCD testers in Megger's RCDT300 range remain undamaged, and present no safety hazard to the user. Introduced after extensive customer research into the requirements of electrical contractors, these innovative instruments combine rugged construction with straightforward operation, and they are offered at very competitive prices.

Available in three models RCDT300 RCD testers feature a compact design, making them easy to use, and tough with a rubber overmoulding for additional protection, plus a built-in display cover. All models in the range are water and dust resistant, with an IP54 rating.

Accessories for the RCDT Series



Lead USB Type A to Type B 1.8m

Item no. 1004-610



Case Catch - Pack of 10

Item no. 1007-003



Prod & Clip Set - Insulation Testers

Item no. 1002-491

LT-Series

HIGH CURRENT LOOP TESTER



DATASHEET



The Megger two wire earth loop testers verify the loop impedance of a live electrical circuit, i.e. without the need to disconnect the electrical supply.

The new LTW300 series instruments offer a 2 wireloop testing solution that does not trip 30 mA RCDs and can be used on a wide range of voltages.

LT300

16 - 400 Hz Railways

Item no.

LT300-EN-00

LTW315

2 wire loop

Item no.

LTW315-EU-SC

LTW325

+ maxZ and (R1+R2)

Item no.

LTW325-EU-SC

LTW335

+ maxZ and (R1+R2)
+ Results memory and download

Item no.

LTW335-EU-SC

LTW425

0,001 Ohm resolution

Item no.

LTW425-EU-SC

- 2 Wire Non-tripping loop tester
- 50 V to 440 V operation
- 110 V centre-tap loop testing
- CATIV installation testing
- AUTO start - operation
- 0.001 Ω resolution (LTW425)


Included accessories: 2 wire leadset with croc clips, Schuko plug test lead, Hard carry case, User CD

Accessories for the RCDT and LTW Series



**Mains Test Lead
SCHUKO**

Item no. 1005-078



**Unfused Lead Set
Red, Green**

Item no. 1003-132

**SIA50 Adaptor
SWISS Accessory**

Item no. 1007-164

Other accessories on request

PAT400-Series FULL DATABASE DRIVEN PORTABLE APPLIANCE TESTERS



PAT410 200 mA

Item no. 1000-748

PAT420 200 mA, 10A / 25A

Item no. 1005-019

PAT450 200 mA, 10A / 25A, ISO 1500/3000 V

Item no. 1000-751

Included accessories: Printed short manual, Detailed operating manual on CD-ROM, calibration certificate, carrying case, measuring cable with test probe and clamp, adapter for extension cable, calibration certificate, measuring cable with test probe and clamp. (Schuko - cold devices), adapter IEC C6-C13 (cloverleaf), measuring cable for high-voltage tests (only PAT450)

The PAT400 series from Megger is a new generation of downloading portable appliance testers, fully testing portable electrical equipment to the latest edition of the Code of Practice for the In-Service Inspection and Testing of Electrical Equipment.

There are 3 products in the range; the PAT410 providing a low-profile 230 V only solution without the added weight required of 110 V operation, plus a database capacity for up to 10,000 test results. The PAT420 provides the same extensive memory and downloading capability, and has the added features of 110 V operation, and also 10 A and 25 A earth bond testing. The PAT450, the top of the range, has all of these features and includes 1.5 kV and 3 kV flash testing, ideal for tool hire outlets and service workshops where flash testing is routine.

DATASHEET



- Large, illuminated, coloured display with pass/fail indication
- Customer database - up to 100 customers with 2000 locations possible for each customer
- Test item database - up to 10,000 tests results
- Ex works with approx. 30 preset test groups
- Adjustable limit values and test times
- Login to the test device with a user name and personal PIN, for legally compliant documentation, a distinction is made here between "Supervisor" (all rights) or "User" (restricted rights)
- Complete database backup and, if necessary, restoration via USB memory stick
- PAT420: 200mA +10A +25A Protective conductor current
- PAT 450: 200mA +10A +25A protective conductor current and insulation test with 1500V and 3000V
- Barcode scanner/ RFID reader and printer can be connected to the PAT via USB
- Five soft keys for quick access to frequently used functions

All products in the range have a high duty-cycle, with the design tailored to fast testing, easy operation, and all-day use. The PAT400s feature a unique fast-re-start, so that when moving the tester from one room to another, it re-starts instantly from the same menu where it was unplugged. This is a significant timesaver, so allowing more tests per day.

USB communication provides convenient download to a standard USB memory stick., and an on-board 10,000 record memory provides interruption-free testing for improved efficiency, with a large QWERTY keypad for fast data entry. Data is directly compatible with Megger PowerSuite® software for professional certification, and all products have the option of a barcode scanner and a thermal transfer barcode label printer operating directly from the USB port. Thermal transfer labels are highly resistant, stable and easily available. The PAT420 and PAT450 have dual 230 V and 110 V operation for complete industrial, commercial and residential applications.

5 soft-keys give direct access to frequently used functions, accelerating navigation through menus and therefore increasing productivity, where time is money. Both standard and customer configurable test groups are available for fast, flexible asset testing.

Tests available in the range include 250 V and 500 V insulation tests, 200 mA, 10 A and 25 A earth bond tests, differential, touch and alternative (substitute) leakage tests, operational VA tests, RCD trip-tests for portable RCDs, anti-surge and RCD protected extension leads and power cords. RCD testing is now a requirement of the UK Code of Practice.

Accessories supplied with all models include a combined earth-bond and insulation test lead, an adaptor for testing 230 V extension leads, a laptop power supply adaptor, and a carry-case for convenient product and lead storage. All instruments also include Download Manager software, to enable data to be converted into a CSV format which can be read directly on a PC using Microsoft® Excel.

Functions	PAT410	PAT420	PAT450
SUPPLY			
230 V	■	■	■
110 V		■	■
EARTH BOND/CONTINUITY			
200 mA	■	■	■
10 A		■	■
25 A		■	■
Bond lead null	■	■	■
INSULATION TEST			
250 V	■	■	■
500 V	■	■	■
ALTERNATIVE LEAKAGE TESTS			
Substitute	■	■	■
Differential	■	■	■
Touch current	■	■	■
OPERATION TEST VA MEASUREMENT	■	■	■
EXTENSION LEAD TEST			
Earth bond / (continuity PAT410)	■	■	■
Insulation	■	■	■
Polarity	■	■	■
FLASH TEST 1.5 kV and 3 kV			■
PORTABLE RCD TEST (230 V)	■	■	■
OTHER FEATURES			
Low-profile light weight	■		
Auto test routine	■	■	■
Manual testing	■	■	■
Fuse check	■	■	■
Colour display	■	■	■
110 V test connection		■	■
Configurable tests times	■	■	■
Selectable pass limits	■	■	■
Lead storage pouch	■	■	■
10,000 record on-board storage	■	■	■
Download to USB memory stick	■	■	■

PAT100 Series HAND HELD TESTER




- Simple tick or cross, pass or fail indication plus measurement
- Tough, rubber armoured with built-in front cover, hardened, scratch-proof display window
- Includes 250 V insulation and leakage testing for safe IT testing and surge protected devices
- Testing portable and fixed electrical equipment
- 10 mA and 30 mA portable RCD lead testing (PAT150)
- Adjustable PASS test limits (PAT150)
- Substitute and mains powered leakage testing (PAT150)
- Battery powered with rechargeable options

PAT120
Item no. 1003-066

PAT150
Item no. 1003-068

Included accessories PAT120: Test leads with test probe and clamp, adaptor for extension cable, hard-shell case

Included accessories PAT150: Test leads with test probe and clamp, adaptor for extension cable, mains connection lead, hard carry case



Accessories



**Continuity/Bond
Lead Set 32A**
Item no. 1001-233



**Extension Lead
Adaptor SCHUKO
CEE7/7**
Item no. 1001-235

Accessories for the PAT400 Series



**Three-phase current adapter
16A DE-CEE16-S (plug)**
Item no. DE-060




**415V Adaptor Lead (5 Pin) TO
SC (16A)**
Item no. 1000-771



Plug Adaptor IEC C6-C13
Item no. 1001-232



Fa. Megger
Geprüft gem. DGUV V3

4711
Prüfungs-Datum : 21/03/2019
Nächste Prüfung: 21/03/2020
In Ordnung Timo Schappacher

**Three-phase current adapter 32
A DE-CEE32-S (plug)**
Item no. DE-061



**Drehstrom-Adapter PCT
für 3/5-polige Verlängerungsleitungen**
Item no. DE-009
765,- €*



PC-Software dokuSTORE 2.0
Item no. DE-SWDOKU



Barcode Scanner (USB)
Item no. 1001-047

Barcode Printer Brother P700
Item no. 1005-423



**Drehstrom-Adapter CEE-Test
5/16 Aktiver CEE-Adapter mit
Differenz- strommessung zum
überprüfen von Drehstrom-
Geräten bis 16 A (DE-050) oder
bis 32 A (DE-051)**
Item no. DE-050 / DE-051



PC-Software dokuSTORE 4.0
Item no. DE-DOKUSTORE4



**Printer Cartridge for
Brother PT-700 PC**
Item no. 90001-010

Accessories for the PAT100 Series



**Mains Test Lead
SCHUKO**
Item no. 1005-078



**Battery Charger
Kit 15V**
Item no. 1003-436

**Mains Test Lead
SWISS**
Item no. 1005-079

**Extension Lead
Adaptor SWISS**
Item no. 1005-081

Other accessories on request

MTR105 TESTER FOR ROTATING MACHINES



5
TESTERS
IN ONE!

MTR105

Item no.

1010-361

- Full color graphic display
- 3-phase insulation resistance
- Temperature correction for insulation resistance
- Guard Terminal
- Continuity testing and diode testing
- Direction of motor rotation
- Capacitance and inductance
- CAT III 600 V up to 3000 m
- Protection class IP54
- DLRO Four-wire measurement

DATASHEET



Included accessories: Hook strap assembly, soft bag, temperature probe type T CAT III 600 V; MTR105 calibration certificate; USB memory stick; IR test lead set: 3 x clips (red, black and blue) CAT III 1000 V CAT IV 600 V, plus, 3 x 4 mm test leads 2 m, 1 end right angle 1 end straight (red, black and blue) CAT III 1000 V CAT IV 600 V, plus, 3 x test probes (red, black and blue), long reach (100 mm) CAT III 1000 V CAT IV 600 V; Kelvin test lead set with clamp CAT III 600 V: 2 x Kelvin terminal leads, 2 m 4 mm right-angle connectors (4), single (2-core) cable

The MTR105 is a dedicated Static Motor Tester with Megger's tried and trusted suite of insulation resistance tests (IR), plus all the great traditional features and reliability of Megger's testers.


The MTR105 takes the test abilities of Megger's proven IR test instruments adding DLRO four wire Kelvin low resistance test, inductance and capacitance tests to provide a versatile motor tester, all packaged in a robust hand held instrument, which up to now has simply not been available.

Additionally the MTR105 incorporates temperature measurement and compensation (for IR tests), motor direction of rotation plus supply phase rotation tests.

These new test abilities make the MTR105 a real world, versatile, hand held motor test instrument.

The MTR105 comes in an over-moulded case, providing increased protection and robustness, achieving an IP54 weatherproof rating.





Accessories for the MTR105



**Battery Charger Kit
MTR105**
Item no. 1007-464



**Kelvin Probe Pins
(Pack of 4)**
Item no. 1012-064



**Test Probe Set -
Long Reach - CAT
II**
Item no. 1012-065



**Test Probe Set -
Long Reach - CAT IV**
Item no. 1012-066



**Temperature Probe -
T Type, CAT III 600V**
Item no. 1012-067




**Hanging Hook &
Strap**
Item no. 1012-068



**Grabber Clip
Leadset**
Item no. 1012-069



**Kelvin Clip
Leadset**
Item no. 1011-928



**Kelvin Probe
Leadset**
Item no. 1011-929



**SP5 Remote
Switched Probe**
Item no. 1007-157



Pouch MTR105
Item no. 1012-063

Other accessories on request

DET2/3 & ETK KIT ADVANCED DIGITAL EARTH RESISTANCE TESTER

DET2/3

ETK KIT



DET2/3

Item no.

1008-944

- High resolution of 1 mΩ, ideal for large grounding systems
- Versatile test methods according to Wenner- or Schlumberger
- High accuracy for grounding resistances and ground resistance tests
- Rechargeable batteries, operating time up to 10 hours and quick recharge
- Robust device with protection class IP65
- Automatic or manual selection of test current frequencies with filter and noise suppression
- Diagnostic curve display
- Data storage
- Large colour display with numeric and graphic result display

Included accessories: Operating manual on USB stick, calibration certificate, charger, calibration checkbox 25 Ω, lid pocket

DATASHEET



ETK30

Item no.

1010-176

ETK50

Item no.

1010-177

ETK100

Item no.

1010-178

ETK50C

Item no.

1010-179

ETK100C

Item no.

1010-180

- Accessory kits to complete earth electrode testing and soil resistivity surveys
- Can be used with any of the DET2/2, DET2/3, DET3 or DET4 Megger earth testers as well as Megger MFT models
- Easy wind and unwind reels
- Easy to use, easy pack away
- Earth test spikes on reels
- Supplied with holdall bag for easy transportation
- Multiple lengths to meet all needs

DET14C & DET24C DIGITAL EARTH CLAMPS



DET14C

Item no.

1000-761

DET24C

Bluetooth® & Advanced
memory functionality

Item no.

1007-331

- Elliptical clamp shape improves access to earthing cables and tapes up to 50 mm
- Low maintenance, flat jaw surface
- Measures the ground resistance from 0.05 Ω to 1500 Ω
- Measures the effective value of the earth leakage current from 0.5 mA rms to 35 A rms.
- CAT-IV-600-V safety rating
- Backlit LCD display
- Measure the grounding resistance in multi-ground installations without the need to disconnect the ground connection.
- The flat jaws help prevent dirt deposits.
- In electrically noisy environments, the built-in filter function provides increased immunity to interference.

Included accessories: Detailed manual CD-ROM, carrying strap (arm loop), calibration loop, carrying case

DATASHEET



The DET14C and DET24C represent a new generation of earth/ground clamp-on resistance testers. These instruments induce a test current into earth systems and measure ground resistance

in multi ground installations without needing to disconnect the ground. They offer market leading access, advanced features, simple operation and CAT IV 600 V safety protection.

Designed with flat core ends they prevent dirt build up, ensuring measurement integrity and improved reliability over products with interlocking teeth. Other enhancements over current generation products include improved accuracy and up to 300% increase in battery life. In electrically noisy environments the built-in filter function offers increased noise immunity.

DET14C and DET24C also offer a true RMS AC current measurement facility up to 35 Amps. The instrument's ability to measure current flowing in an earth cable is a useful safety feature, especially if the earth cable has to be disconnected. A high current flow to earth could draw an arc on dis-connection with potentially severe consequences.

The elliptical shaped head design offers improved access to cables and earth straps in space constrained locations. The clamp head accommodates up to 37 mm diameter cable and 50 mm earth tapes making them suitable for use in power stations, substations, towers and many more facilities. Operation in dark and restricted areas is facilitated by a display with backlight and an audible tone associated with the hold key. Optimised jaw opening mechanism ensures proper jaw closure without excessive use of force when opening the jaws.



The DET14C offers storage of results for later on-screen recall and the DET24C supports a download of results via Bluetooth® into PowerDB and PowerDB Lite, Megger's acceptance and maintenance test data management software. Stored data is indexed using a sequential serial number together with a time and date stamp for each record.

DET3TD

EARTH MEASUREMENT DEVICE



DET3TD

Item no.

DET3TD

- 2 and 3 point testing
- Choice of digital or analog display
- Warning indicators prevent test failure
- IP54 rated
- Complete with leads, stakes and rugged carry case
- Simple one button operation
- Calibration test certificate included

Included accessories: Hard carry case, Stake and wire kit

DATASHEET



The new ground testing instrument family from Megger offers a unique solution to your ground rod testing needs. The complete kit of instrument, test leads, stakes, batteries and calibration certificate are delivered in a tough polypropylene carry case - everything you need to start testing in one kit.

The ground tester is rated to IP54 making it truly an outdoor instrument. The ground tester has been designed to be easy to use - a large selector switch makes selection of 2 and 3 pole test easy with gloved hands - and the design makes the fitting of shorting links to perform 2 pole tests a thing of the past. A large, clear, easy to read LCD display and thumb sized test button again makes the instrument particularly suited to the outdoor conditions of ground testing.

In addition to this ease of use, the ground tester also automatically checks the connection and condition of the P and C spike, indicating the status on the display. The instrument also includes a voltmeter to allow you to measure the ground voltage. The ground tester can measure resistance from 0.01 Ω through to 2000 Ω and earth voltages up to 100 V. To allow accurate testing in noisy environments the instrument is capable of rejecting noise of up to 40 V peak to peak.

The Megger digital ground tester is powered by eight AA batteries which are widely available and also give excellent testing time - the status of these batteries is given by a bar graph on the LCD display allowing you to decide when to change the batteries, before they expire.

The Megger ground testers are designed to meet stringent safety standards and are rated CAT IV 100 V.

DET4TD2

4-WIRE DIGITAL EARTH RESISTANCE TESTER



DET4TD2

Item no.










1000-347

- 2, 3 and 4-wire earth test
- Specific earth resistance test
- Robust housing, protection class IP54
- Complete with test leads and ground spikes
- Robust carrying case

Included accessories: Printed quick start guide, full manual on CD, m calibration certificate, 4-wire earth test kit (3m, 10m, 10m & 15m) with stakes, right angle terminal adapters, hard carry case

DATASHEET



	 DET3TD	 DET3TC	 DET4TD2	 DET3TR2	 DET4TC2	 DET4TCR2	 DET14C	 DET24C	 DET2/3
Earth loop measurement							■	■	■
Earth loop measurement with 2 opt. current clamps					■	■			■
Selective grounding measurements "ART"		■			■	■			■
Test frequency adjustable					■	■			■
Measurement of earth voltage (0 to 100 V)	■	■	■	■	■	■			■
2-wire earth measurement	■	■	■	■	■	■			■
3-wire earth measurement	■	■	■	■	■	■			■
4-wire earth measurement (spec. earth resistance)			■	■	■	■			■
Battery operation	■	■	■		■		■	■	■
Connection for charger				■		■			■
Accumulator operation				■		■			■
Illuminated display					■	■	■	■	■
Measured value memory							■	■	■
Measured value memory with interface								■	■
Measurement leakage current (0.2 mA - 35 A)							■	■	■
Measurement leakage current (0.5 mA - 19.9 A)		■			■	■			■
Resistance measurement	0,1 to 2 kΩ	0,1 to 2 kΩ	0,1 to 20 kΩ	0,1 to 20 kΩ	0,1 to 200 kΩ	0,1 to 200 kΩ	0,1 to 1500 Ω	0,1 to 1500 Ω	0,1 to 20 kΩ
Software PowerDB Lite			■	■	■	■		■	■
Software PowerDB full version			□	□	□	□			

■ Function □ Option

Accessories for the DET3 and DET4 Series



Earth Spikes (x2)
Item no. 6220-804



3-Terminal Lead Set
Item no. 1000-525



4-Terminal Lead Set
Item no. 1000-526

Accessories for the DET4T Series



MCC1010 Current Clamp
Item no. 1010-516



MVC1010 Voltage Clamp
Item no. 1010-518



MCC1010 Lead
Item no. 1011-274



MVC1010 Lead
Item no. 1011-275



Calibration Check 25 Ohms
Item no. 1000-435



Soft Carry Case
Item no. 6220-773

Other accessories on request

DLRO10HD & DLRO10HDX

MICRO OHMMETER WITH
10 A TEST CURRENT

DLRO10HD

KC100



DATASHEET



Augmenting Megger's DLRO10 and 10X range the DLRO10HDX combines ultimate simplicity of operation with a rugged IP65 case designed for stable ground and bench operation and provides memory storage.

These units are powered from either rechargeable battery or mains power making it suitable for continuous testing in production line/ repetitive use environments.

Rotary switch controls are simple and easy to operate in all weather conditions and with gloved hands. A large, clear, backlit LCD display is easy to read from a distance.

The DLRO10HDX provides significantly enhanced compliance and is capable of delivering 10 A into measurements up to 250 mΩ and 1 A into measurements up to 2.5 Ω. The duration of each test may be up to 60 seconds.

The DLRO10HDX is rated CAT III 300 V provided the optional terminal cover is fitted to the instrument. Details of which can be found in the ordering information panel of this data sheet.

The DLRO10HDX provides five test modes each of which is selected through a simple rotary control on the Mode selection rotary switch. All memory functions, delete, download to PowerDB and recalling test results are also accessible via the Range Selection rotary switch.

A simple control panel enables easy navigation for configuration settings.

Resolution and Accuracy

Test current accuracy $\pm 10\%$
Voltmeter input impedance
>200 kΩ
Maximum lead resistance at
10 A <100 mΩ

* Basic accuracy stated
assumes forward and reverse
measurements.

** Higher 2.5 W (1 A) and 25 W
(10 A) power outputs.

Test current	Resistance range	Resolution (as displayed)	Basic accuracy*	Full scale voltage	Max. power output
100 μA	0 - 2,5 kΩ	0,1 Ω	$\pm 0,2\%$ ± 200 mΩ	25 mV	25 μW
100 μA	0 - 250 Ω	0,01 Ω	$\pm 0,2\%$ ± 20 mΩ	25 mV	2,5 μW
1 mA	0 - 25 Ω	1 mΩ	$\pm 0,2\%$ ± 2 mΩ	25 mV	25 μW
10 mA	0 - 2,5 Ω	0,1 mΩ	$\pm 0,2\%$ ± 200 μΩ	25 mV	250 μW
100 mA	0 - 250 mΩ	0,01 mΩ	$\pm 0,2\%$ ± 20 μΩ	25 mV	2,5 μW
1 A	0 - 25 mΩ	1 μΩ	$\pm 0,2\%$ ± 2 μΩ	25 mV	25 mW
10 A	0 - 2,5 mΩ	0,1 μΩ	$\pm 0,2\%$ $\pm 0,2$ μΩ	25 mV	0,25 W
1 A**	0 - 2,5 Ω	0,1 mΩ	$\pm 0,2\%$ ± 200 μΩ	2,5 V	2,5 W
10 A**	0 - 250 mΩ	0,01 mΩ	$\pm 0,2\%$ ± 50 μΩ	2,5 V	25 W

DLRO10HD

No lead set

Item no.

1006-603

DLRO10HDX

No lead set

Item no.

1008-047



DLRO10HD



DLRO10HDX

- Simple rotary switch selection of five test modes, including auto start on connection, a high resolution of up to 0.1 micro-ohms, a basic accuracy of up to 0.2 percent and a special mode for measurements on inductive test objects.
- Automatic start function
- Resolution up to 0.1 $\mu\Omega$, measuring range up to 2,500 Ω
- Test current 0.1 mA up to 10 A
- High or low output power selection for condition diagnosis
- Protected to 600 V, test lead live voltage warning light
- Operates from battery or AC mains supply
- Heavy duty case: IP 65 lid closed, IP54 operational
- Onboard memory storage for test results up to 200 records (HDX only) Download to PowerDB
- Interchangeable test lead terminations

Included accessories: Printed short manual, Schuko power supply cable



Robust rotary switches with safe and understandable colour coding



A sturdy hard shell case offers your device space and protection



Easy to use navigation buttons



USB connection

KC SERIES TEST LEADS

WIND TURBINE LIGHTNING PROTECTION TEST LEAD SETS



KC100 Kelvin lead kit (900 m Ω)
1x 100 m / 1x 6 m

Item no.

1000-809

KC60 Kelvin lead kit (500 m Ω)
1x 60 m / 1x 6 m

Item no.

1001-248

KC30 Kelvin lead kit (250 m Ω)
1x 30 m / 1x 6 m

Item no.

1001-249

- Developed in conjunction with a leading manufacturer of wind turbines
- Allows easy and reliable measurement of lightning protection circuit resistance of wind turbines
- Available in three lengths, 30 m, 60 m and 100 m to suit both manufacturing and maintenance applications
- Long cable fitted on strong metal framed cable reel
- Cable reel fitted with friction brake to avoid tangles when paying out cable emfs
- Uses duplex connect test lead system

The KC-series of test leads provide a complete and convenient solution to the problem of finding reliable test leads that are long enough for testing the continuity of lightning protection conductors in wind turbines.

KC-series wind turbine test leads are available in 330 ft, 200 ft and 100 ft (100 m, 60 m and 30 m) versions that are equally suitable for use on site or in the manufacturing plant. All lead set versions are 10 A rated.

DLRO10 & DLRO10X

DIGITAL
MICROHMMETER



DLRO 10 and DLRO 10X are fully automatic instruments, selecting the most suitable test current up to 10 A DC to measure resistance from 0.1 $\mu\Omega$ to 2000 Ω , on one of seven ranges.

For users who desire more control over the measurement process, DLRO 10X uses a menu system controlled by a two-axis paddle to allow the user to manually select the maximum test current.

The DLRO 10X also adds real time download of results and on board storage for later download to a PC.

Both instruments are built into a strong, lightweight case that is equally at home in the field or in the laboratory. Light enough to be worn around the neck, they are small enough to be taken into areas that were previously too small to access.

The DLRO 10 uses a large, bright 4 1/2 -digit LED display while DLRO 10X has a large, colour display. Normally, measurements are made with forward and reverse currents to cancel the effects of any standing voltages across the test sample.

DLRO10

Item no.

NO LEAD SET

1006-660

DLRO10

Item no.

DH4-C TEST LEAD

1006-598

DLRO10X

Item no.

NO LEAD SET

1006-659

DLRO10X

Item no.

DH4-C TEST LEAD

1006-600

- Accurate results in under three seconds
- Auto current reversal cancels standing emfs
- Fuse protected to 600 V
- NiMH battery reduces weight
- 250 mW power limit (with optional override) to avoid heating the test sample
- Automatically detects continuity in potential and current connections
- Visible warning of high voltages present at the terminals
- Visible warning of current flowing in the test sample
- Multiple operating modes including fully automatic
- Alpha-numeric keypad for entering test notes (DLRO 10X)
- User setable high and low limits (DLRO 10X)
- Autoranging with Manual option (DLRO 10X)
- Printer output and memory (DLRO 10X)

Included accessories: 5.2 Ah lithium ion battery module, DH4-C 1.5 m Duplex handspikes (2), one has indicator lights. (No lead set included in NLS models), Battery charger, Cigar lighter adapter for battery charging, User guide, Warranty card

DATASHEET



The average value is then displayed within 3 seconds, to a basic accuracy of 0.2%. DLRO 10X displays both forward and reverse measurements as well as the average of the two.

The DLRO 10X allows the user to set high and low pass limits, thereby enabling simple go-no-go testing.

At the end of a test the DLRO10X will store the test results, as well as any notes relevant to the test.

To ensure customers are able to choose the best test leads to suit their application, the DLRO10 and DLRO10X may be purchased in one of two packages. The first option is supplied with a pair of duplex handspikes with 1.2 m (4 ft) leads, the second option is supplied without test leads to allow customers to order exactly the test leads they require from the accessory list.

The instruments are supplied as standard with a Lithium Ion battery pack. The battery packs are interchangeable so that an exhausted battery may be recharged using the external charger supplied while testing continues using a spare pack. Although full

charging will take 4 hours, a fast charge mode allows the battery to be 90% charged within 2 1/2 hours from a 12 volt battery or from a standard 120/230 V AC supply via the supplied charger. The battery pack contains its own battery state indicator, which allows the charge-state to be monitored, even without being connected to the instrument.

In addition an optional mains / line power supply, the DLRO10LPU is available. This enables the instruments to be directly powered from 90V to 264V, 50/60Hz ideal for repetitive testing applications such as manufacturing production line use.

DLRO 10X is fitted with RS232 communications that will allow results to be downloaded in real time or stored for later retrieval.

Up to 700 sets of results may be stored within DLRO 10X complete with notes containing up to 200 characters which may be added using the on board keypad. These results can also be downloaded to a PC.

Accessories for the DLRO10 / 10X & HD



Sprung Probe Contact - Standard (Pack of 2)

Item no. 1008-024



Sprung Probe Contact - Serrated (Pack of 2)

Item no. 1010-929



Battery DLRO10/10X 7Ah
Item no. 6121-492



Battery Charger DLRO10/10X/BITE3

Item no. 6280-333



DC Car Charger 2.5mm PIN (Accy)

Item no. 1004-183

Accessories for the DLRO10HD & DLRO10HDX



Lid Pouch

Item no. 1005-623



DLRO10HD Terminal Cover

Item no. 1002-390



DLRO10HD/X CATIII terminal adaptor

Item no. 1011-670




DLRO10HD/X Current and potential leadset

Item no. 1011-673



Bridging leadset

Item no. 1011-674



Kelvin Clip Leadset

Item no. 1011-928



Kelvin Probe Leadset

Item no. 1011-929

DLRO10HD/HDX Industrial Application Kit

Item no. 1011-376



Other accessories on request



DLRO100 SERIES

DIGITAL LOW
RESISTANCE OHMMETERS



DLRO100 EB

Item no.

1004-874

DLRO100 XB

Item no.

1004-914

DLRO100 HB

Item no.

1004-954

- CAT IV 600 VAC / 500 VDC for safe operation
- Lightweight 100 A battery powered unit for portability
- High noise immunity for stable readings
- Smooth DC Output for circuit breaker testing
- IP54 for protection against dust and moisture whilst testing
- Save, download and delete results (100X/H variants)
- Remote operation, Bluetooth® & asset/result tagging (100H variants)

Included accessories: Certificate of Test, Quick Start Guide, Calibration Certificate, Mains lead, USB Cable (X, H variants only)

DATASHEET



The Megger Ducter™ DLRO100 enables low resistance measurement, across multiple applications, in areas without access to mains power. The integral Li-ion battery supplies a constant 100 A current for up to 200 automatic or manual tests enhancing productivity in remote locations.

With a focus on user safety, advanced design features ensure the safe operation of the instrument in the most adverse conditions, including a CAT IV 600 V safety rating in accordance with

IEC61010. A DualGround feature is available on the DLRO100X and DLRO100H, which adds to the operators' safety by grounding both sides of the breaker under test.

The tough design, intuitive interface and IP54 (lid open) rating ensure reliability and ease-of-use in the most arduous of conditions.

FEATURES	DLRO100			BENEFITS
	EB	XB	HB	
CAT IV 600 VAC / 500 VDC up to 2000 m CAT IV 300 V up to 4000 m	■	■	■	On all test terminals for safe operation
Lightweight 100 A battery powered unit	■	■	■	Easily portable – 7.9 Kg (17 lbs) with battery
Mains only				Mains only units for manufacturing and production applications where AC is always available. Weight 7.0 Kg (15.5 lbs)
High noise immunity	■	■	■	For stable readings in noisy environments
Smooth DC Output	■	■	■	Circuit breaker testing
IP54 Lid open IP65 Lid closed	■	■	■	For protection against ingress during operation (lid open) and storage (lid closed)
Li-ion battery	■	■	■	Always ready to test with a Li-ion fast charge battery - 2.5 hours charge time from fully discharged. Works from an AC supply if the battery is fully discharged. Battery capacity - 200 single tests or up to 2x 10 minutes continuous 100 A output for extended use.
100A Manual, Auto and Continuous test	■	■	■	Quick selection of test modes for different applications with 4 terminal measurement for flexibility
Custom test	■	■	■	Adjustable current 10 - 110 A, ramp rates configurable from 0.5s upto 30s and configurable test duration for flexibility
Range and test mode rotary switches	■	■	■	Quick and easy selection of current ranges and test modes
Ultra tough outer case construction	■	■	■	Designed for use in demanding environments with a flame retardant UL94 V0 inner case for safety
DualGround™		■	■	Using the optional DC clamp enables circuit breaker testing with ground protection in place for safety
Large, clear LCD	■	■	■	Ideal for all light conditions, with backlight
Internal memory storage with USB download capability		■	■	For effective results management, up to 220 time and date stamped records
Remote Control			■	Control the instrument remotely over USB via a PC or laptop for added safety
Asset tagging			■	Running a PowerDB app on Windows tablet or smart phone to populate unique asset IDs for efficient asset management
Bluetooth®			■	For effective wireless communication. For download and asset tagging

Accessories for the DLRO100 Series



Lead Set High Current 200A 5M 50sq.mm
Item no. 1004-448



Wing Nut Adapters
Item no. 1005-555



Lead Set High Current 200A Kelvin 5M
Item no. 1005-634



MCPD 100L - DC Current Probe
Item no. 1005-622



Battery Pack DLRO100EB/XB/HB Spare
Item no. 1005-973

DLRO200

DIGITAL
MICRO-OHMMETER



DLRO200

Item no.

1001-841

- Small and weighs less than 15kg
- Test currents from 10 A to 200 A d.c.
- 0.1 $\mu\Omega$ best resolution
- On board memory for up to 300 test results and notes
- RS232 port to download stored results or for real time output to a printer
- Supplied complete with 5m test leads and download software

DATASHEET



Included accessories: Download manager, Quick Start Guide, RS232 download cable, Warranty Card

Megger Ducter™ DLRO200 measures resistances between 0.1 μohms and 1 ohms, at high currents.

These versatile instrument can provide test currents from 10 amps up to 200 amps (DLRO200) subject to the load resistance and supply voltage. A large liquid crystal display provides all the information needed to perform a test; all test parameters and measurement results are displayed.

The unique design allows the weight and size of the DLROs to be kept to a minimum; the instrument weighs less than 5kg. This small size makes the DLRO equally at home in the workshop, on the production floor or in the field. The high current capability and compact design make DLRO suitable for testing circuit breaker contacts, switch contacts, busbar joints or other applications where high current is needed.



Accessories for the DLRO200



**Lead Set DLRO200
(5m) 4 LEADS**

Item no. 1008-028

**Lead Set DLRO200
(10m) 4 LEADS**

Item no. 6220-756

**Lead Set DLRO200
(15m) 4 LEADS**

Item no. 6220-757



Carry Holdall

Item no. 1008-836



**Serial PC
Download Lead**

Item no. 25955-025

Other accessories on request

DLRO2 Series

2A MICRO-OHMMETER FOR MEASURING THE SMALLEST RESISTANCES BETWEEN ELECTRICAL CONNECTIONS

SPEZIELLE
FUNKTION FÜR
WINDKRAFT-
ANLAGEN



DLRO2

Item no.

1012-280

DLRO2X

Item no.

1013-795

- Noise Rejection mode with Confidence Meter™ (DLRO2X)
- Manual and auto save results for export to USB (DLRO2X)
- 'Difference Meter' for quick data comparisons
- Use very long test leads at 1 A using dedicated test mode
- Safely test the resistance of inductive loads at 1 A
- <600 V active protection against inadvertent live connections without blowing a fuse
- Ideal for outdoor use with protection against dust and moisture to IP54
- Industry standard safety rated at CAT III 600 V / CAT IV 300

DATASHEET



Included accessories: Kelvin clip lead set 2m CAT IV 300 10 A, kelvin probe lead set 2m CAT IV 300 10 A, 240 V charger power supply, six Batteries: 1.2 V NiMH AA 2000mAh, USB memory stick (with user guide), hanging hook and strap, soft pouch



The DLRO2 series are tough, hand-held 2 A low resistance ohmmeters. They are designed to provide fast, accurate, repeatable measurements, even in electrically noisy locations. The DLRO2 is the latest in a long line of instruments to proudly display the Ducter™ brand, the Ducter™ testers being as well-known and relied upon as Megger insulation resistance testers.

For the utility or industrial user, a high level of safety is provided with a CAT III 600 V/CAT IV 300 V rating to IEC61010. In addition, the instrument can protect itself from inadvertent connections to up to 600 V without blowing a fuse, thereby avoiding essential time lost due to repairs or finding a replacement fuse.

When working outside, the IP54 rating ensures that neither rain nor dust will prevent testing.

The DLRO2 measures low resistance values across a wide range of applications, from railways and aircraft, to the resistance of industry components.

Applications requiring long test leads are not a problem for the DLRO2 as it has a dedicated long lead test to optimise the output. The long test lead function is able to provide up to 1 A of test current into 3.2 ohms resistance. This makes the DLRO2, with its optional cable reel test leads, ideal for testing wind turbine and avionic lightning protection applications.

To allow testing of smaller inductive loads, the DLRO2 can apply 1 A for at least 15 seconds, made possible by the high-capacity built-in rechargeable batteries, together with a separate inductive load function. The batteries can be fully recharged in 2.5 hours, minimising downtime.

EXAMPLE APPLICATIONS

Aviation – Lightning protection testing measuring mΩ resistance between receptors, wing tip to wing tip etc., using long test leads. Optional long cable reel test leads are available, can be used for assembly of components, interconnection of equipment, repair, and maintenance.

Wind turbines – Lightning protection, measuring mΩ resistance between wing tip to ground connection at base using long test leads. Optional long cable reel test leads are available.

Rail, tram and underground – Rolling stock and infrastructure, track high current joints, signalling systems.

Marine – Power wiring systems, protection systems, ship-to-shore bonding, cathode protection system testing, and cable laying applications.

Oil and gas pipelines – Bonding between welded joints and grounding systems.

Automotive and EV – Battery connections, weld quality, crimped connections quality, assembly robot welding cables.

Cable manufacturers – Quality control, cable length.

Component manufacturers – Quality control.

Space exploration and engineering – Structural metal to metal, ground network metal to metal, carbon fibre to metal, carbon fibre to carbon fibre.

Data centres – During electrical installation of main panel, generator, and UPS systems. Verification of protective device contact resistance, busbar parallel feeds, busbar lapped joints, optimum resistance over torque, and cable lug to busbar connections. During maintenance using trending data for all aspects of the above, verification after repair.

Medical hand-held opportunity – Earthing and bonding systems for protection against microshock and macroshock.

Panel/switchgear manufacturers – End of production line testing, site commissioning, maintenance, and fault finding.

Robotics – Wiring systems and connections which are subject to stress/movement/vibration, bonding of component parts to minimise static, grounding of machine, welding leads of robot spot welder.

Electrical infrastructure – Cable resistance from one end, cable length, identification of parallel supplies while connected, cable to lug to connection fault finding. Checking assembled connections main supply cables and panels, switchgear and protective devices, UPS and changeover panels, interlinking busbars, interlinking cables, distribution and PDU boards, lightning protection systems, final circuits.

Photovoltaic Installations – Test contact resistance of any ground connection including busbars, and in combination of the KC long test leads can test entire long distance strings.

Accessories for the DLRO2 & DLRO600



Pouch

Item no. 1012-063



KC50C-KIT Kelv clip/probe reel(50m+3m)

Item no. 1013-211



KC100C-KIT Kelv clip/probe reel(100m+3m)

Item no. 1013-212



KC50E Extension reel (50m)

Item no. 1013-213



Hanging Hook & Strap

Item no. 1012-068



Charger Power Supply

Item no. 1002-736




Kelvin Probe Leadset

Item no. 1011-929



Kelvin Probe Pins (Pack of 4)

Item no. 1012-064



Kelvin Clip Leadset

Item no. 1011-928



RA Terminal Adaptor Set

Item no. 1012-511

Other accessories on request

HOW TO TEST THE LIGHTNING PROTECTION ON WIND TURBINES



We are in the midst of climate change, the search for new „clean“ energy sources is booming, especially since our energy consumption is increasing due to a variety of technical aids and also more environmentally friendly means of transport. One solution is wind energy. Windmills are already an integral part of the landscape in many places.

What is harmful to wind turbines?

The biggest enemy of wind farms is thunderstorms. Around 80% of downtimes and insurance claims are due to lightning damage. Since the damage is sometimes so severe that further operation of the turbine is no longer profitable, lightning protection is installed in modern turbines to prevent damage.

How does lightning protection for wind turbines work?

Via a low-impedance discharge path from the rotor blade tip to the turbine base into the earth, very similar to the lightning conductor on the house. This protects the sensitive technology of the wind turbine. The functionality must be checked regularly.

But how do you test the resistance?

Depending on the size of the wind turbine, the manufacturer specifies a limit value, which is usually 15-30 m Ω . The conductors on the rotor blades are exposed to strong vibrations and can therefore break, so a continuity test with 1A (or more) alone is not sufficient.

So how do you test the lightning conductor?

The solution is found in micro-ohmmeters, but since these have so far been connected to quite close target points, it is rare to find low-resistance measuring leads that have 100m or even more. But this is exactly the span a rotor blade typically has.

Although some testers compensate for power dissipation, this is not sufficient for such long test leads and the test range of the instrument decreases, as the maximum power output (P) of the tester cannot change, the maximum current (I) is reduced by the increase in test lead resistance.



What is the solution?

This challenge can be mastered with test leads that have been specially developed for use in wind turbines.

Megger has been building micro-ohmmeters since 1908 and, in collaboration with a leading wind turbine manufacturer, has developed the KC test leads specifically for lightning protection testing on wind turbines.

These are available in 100m and 50m extensions on a roll. In combination with the Megger micro-ohmmeters of the DLRO10 series (10A) and the DLRO2 (2A), they represent the optimal kit for testing the lightning protection of wind turbines.



AVO215

CAT III TRMS
MULTIMETER



AVO215

Item no.

1015-233

DATASHEET



- 4000 count display
- AC / DC Voltage to 600 V
- AC / DC Current to 10 A
- True RMS
- Resistance, capacitance, frequency ranges
- Duty cycle

- Auto ranging
- Auto power off
- Data hold
- Max/Min
- Built in flashlight
- CAT III 600 V Rating

Included accessories: Test leads, Protective carry pouch

The AVO@215 is a pocket sized multimeter that offers a wide range of functions in a small, rugged package. The 4000 count high contrast negative display, combined with a back light, provides the user easy to read results in all lighting conditions. The size of the case and position of the function switch and buttons means the instrument sits comfortably in the palm for single handed use.

The instrument is capable of measuring AC/DC voltages up to 600 V and AC/DC currents up to 10 A (20 A possible for 30 seconds maximum). All AC function measurements are True RMS.

Resistance ranges allow measurements from 0 to 40 MΩ with capacitance measurements from 0 to 4000 μF.

In addition, frequency measurements between 10 Hz and 10 kHz are also possible.

The duty cycle function allows the ratio of time that a circuit is energised compared to the time the circuit is de-energised to be displayed, expressed as a percentage of circuit on time.

Example: A 75% duty cycle is a signal that is on 75% of the time and off 25% of the time.

IMT100

INDUSTRIAL MULTITESTER

NEW



IMT100

Item no.

1015-518

- Full colour graphic display
- DC voltage and polarity test
- AC voltage, phase rotation and frequency
- Insulation resistance and surface leakage current detection
- 4 wire low resistance bonding test
- 2 wire continuity and diode test
- Data storage and management
- CAT III 600 V up to 3000 m
- Environmental protection to IP54
- Multipurpose industrial carrycase
- Rechargeable batteries and charger

DATASHEET



The IMT100 is a versatile hand held multi testing instrument with dedicated four wire insulation resistance, and four wire Kelvin low resistance features ideal for comprehensive industrial applications.

This unique instrument in the market, comes with more than 13 testing features and the reliability of Megger's testers, bringing greater testing possibilities to the photovoltaic and electric vehicle industries allowing effective Continuity, Bonding and Insulation Resistance testing with one only instrument.

The IMT100 tests DC and AC voltage and it comes with a complete suite of insulation resistance and low resistance tests, which also incorporates temperature measurement and compensation, plus continuity, inductance, and capacitance tests.

Additionally, the IMT100 is supplied in a tough multipurpose industrial carrycase ideal to tailor additional accessories and field tools.

The IMT100 is manufactured in an over-moulded case which increases protection and robustness, achieving an IP54 weatherproof rating.

Included accessories: Hook strap assembly, Multipurpose industrial carrycase, SP5 remote probe, Temperature probe, T type CAT III 600 V

IR lead set (comprising of): 3 x Grabber Clips (Red, Black and Blue) CAT III 1000 V, CAT IV 600 V, 3 x 4 mm Test leads, 2 m, 1 end Right Angle, 1 end straight (red, black and blue) CAT III 1000 V, CAT IV 600 V, 3 x Test probes (red, black and blue), long reach (100 mm), CAT III 1000 V, CAT IV 600 V

Kelvin clip lead set CAT III 600 V (comprising of): 2 x Kelvin Clip leads, 2 meters, 4 mm Right Angled Connectors (4), Single (2-core) cable.

Kelvin probe lead set CAT III 600 V (comprising of): 2 x Kelvin Probe leads, 2 meters, 4 mm Right Angled Connectors (4), Single (2-core) cable, Replaceable Kelvin Probe Pins (Pack of 4),

PV Test Lead Set adaptors (comprising of): MC4-type one red and one black connector adaptors, MC3-type black connector adaptors



TPT420 2-POLE TESTER

WITH
POUCH

TPT420

Item no.

1013-189

- CAT IV / 1000 V
- IP64 Rated
- 12...1000 V AC
- 12...1500 V DC
- LED and LCD Display
- Continuity test function with visual and acoustic indication
- Voltage indication with no batteries
- Single pole voltage test
- Phase rotation indication
- Integrated torch light
- Supplied with protective carry pouch

DATASHEET



Included accessories: Pouch, GS38 shrouds, Batteries 2 x AAA

The Megger TPT420 voltage tester is designed to provide electricians and electrical engineers with an easy to use voltage indicating instrument. The meter will continue to warn the operator of dangerous test voltages even when the batteries are exhausted.

With both LCD and LED displays, the TPT420 provides both AC and DC voltage measurement - from 12 to 1000 V AC and up to 1500 V DC. In addition, a continuity function within the range 0 to 500 k Ω , is included and for added safety, continuity and voltage measurements are also accompanied by an acoustic sounder.

A bright, integrated LED torch aids the operator when working in poorly lit environments. When testing between phase and earth on any circuit protected by an RCD, RCBO and Safety Breaker, the TPT420 is designed to work below the tripping threshold of these devices to help avoid unintentional disconnection.


The phase rotation indication test has been simplified, which now avoids the crossing of the test probes, adopted by some 2 pole testers. The TPT420 can also perform a single pole voltage indication test.

With safety in mind, the TPT420 is rated at CAT IV 1000 V with an IP64 housing and conforms to the latest IEC/EN 61243-3 and DIN VDE 0682-401 standards.



MPU690

PROVING UNIT FOR 2-POLE TESTERS COMPATIBLE WITH ALL COMMON VOLTAGE TESTERS



MPU690

Item no.

1001-561

- Tests 2-pole testers and voltage indicators
- Step LED indicate test voltages 50 V, 100 V, 230 V, 400 V, 690 V
- Simulates AC voltage with 50 Hz

- The compact housing contains a magnetic holder
- Automatic switch-on and switch-off for energy-saving operation
- Battery level warning



MET1000 ELECTRICAL TESTER



**ALL
IN
ONE**

**IEC 61010-1
CAT IV 600V
CAT III 1000V**

**WITH
CARRY
HOLSTER**



MET1000

Item no.

1013-099

- LED & LCD Display with self-test
- Detachable test probes
- AC/DC Voltage to 1000 V
- 200 A AC measurement
- True RMS on ACV/ACA
- IP65
- Phase rotation
- Single pole test
- Data Hold
- Measures voltage without batteries
- Complies with IEC/EN 61243-3:2014
- IP65

Included accessories: Red and black probe lead set, carry holster with belt loop

DATASHEET




The Megger MET1000 is a multifunctional voltage and current tester providing electricians and electrical engineers a versatile and robust hand-held all-in-one meter, with detachable test leads. Featuring both LED and LCD displays, it gives the user a 200 A AC and 1000 V AC/DC tester designed for everyday use. CATIV 600 V/ CATIII 1000 V rated, with an IP65 housing for added protection, it reduces the number of testers required in the professional's tool bag.

In addition to the versatile auto-ranging voltage and continuity tests the Megger MET1000 has a built-in current clamp for AC current measurement to 200 A.

With TRMS AC measurements, a phase rotation test and both inrush current and single pole voltage test built in, the MET1000 is a truly versatile electrical tester, ideal for use in commercial, industrial and domestic environments. GS38 shrouds are provided as standard to ensure compliance with the latest standards.

A bright LED torch aids safe working in poorly lit conditions and with the added benefit of an IP65 casing - incorporating a protective finger guard - ergonomic design, instrument carrying holster and a simple to use probe mounting on the rear of tester all help to keep the user safe and the instrument protected.

Incorporating a comprehensive self-test feature, acoustic continuity and voltage indication, a maximum current draw of >3.5m A to avoid unwanted tripping of RCD's/RCBO's and the ability to warn the operator of dangerous voltages, even when the batteries are exhausted, ensure the Megger MET1000 meets the practical demands of today's busy test technicians.



DCM1500

1500 A AC/DC
CURRENT CLAMP

& DCM320

400 A AC
CURRENT CLAMP

DCM1500

Item no.

1005-572

- Current measurement up to 1500 A AC/DC
- Voltage measurement 750 V AC and 1000 V DC
- Measurement category CAT IV and True RMS
- Fast sampling rate of 10ms
- True RMS measurements for higher accuracy
- Large clamp opening for safe measurements on non-insulated conductors
- Resistance, continuity and frequency measurements
- Peak, min/max display and data hold function

Included accessories: Carry pouch, lead set and manual



DCM320

Item no.

1000-304

- Voltage measurement up to 600 V AC/DC
- Measuring range 0.1 to 400A AC
- Resistance measurement (DCM320)
- Acoustic continuity test
- Data hold function
- Jaw opening 27 mm
- Measurement category CAT III / 600 V

Included accessories: Carry pouch, lead set and manual



DCM305E LEAKAGE CURRENT CLAMP



DCM305E

Item no.

2009-574

DATASHEET



- Measuring ranges: 6 mA, 60 mA, 600 mA, 6 A, 60 A, 100A
- Automatic or manual measuring range
- 0.001 mA Resolution
- Up to 100 A range for standard AC current measurements
- TRMS value reading
- Low pass filter to aid stability of readings
- Auto Hold, Data Hold & Peak Hold
- 40 mm clamping jaw

Included accessories: Carry pouch, lead set and manual

DPM1000

**POWER CLAMP
WITH MEGGER LINK APP**

**ALL IN
ONE**

**BLUETOOTH
CONNECTION
TO THE
MEGGER
LINK™ APP**

**POWER METER
HARMONICS METER
DATA LOGGER**



DPM1000

Item no.

1013-356

- AC/DC Voltage to 1000 V
- AC/DC Current to 1000 A
- True RMS
- Resistance 100 k Ω
- LCD Display
- Phase rotation indication
- Auto backlight display
- Frequency measurement
- Capacitance measurement
- Power Factor Measurement
- Watt measurement to 1 MW

- Harmonic measurement
- Harmonic distortion
- Diode test
- Non-contact volt alert
- Continuity Beeper
- Data Hold/Min-Max/Peak Hold
- Bright LED torch
- Temperature to 1000° C
- Hard carry case
- CAT IV 600 V Rating
- Supplied with carry case

Included accessories: DCM 4mm Spare Lead Set, TP-90 Thermocouple Probe, Hard Carry Case

DATASHEET



The new Megger DPM1000 power clamp meter combines the functionality of a power meter, harmonics meter and data logger in one easy-to-use package. The design meets the requirements of BSEN 61010-1 CAT IV 600 V for supply side applications. A large, backlit LCD clearly displays all measurements that can be selected at the touch of a button or when rotating the selection dial. It can also automatically switch off to save battery consumption.

The DPM1000 can measure DC, AC, pulsed and mixed currents up to 1000 A simply by clamping the jaws around the appropriate conductor, whilst voltages up to 1000 V AC or DC may be measured by the supplied test leads. Where power measurements are to be made, both techniques above are performed simultaneously.



DCM1500S SOLAR CLAMP METER UP TO 2000 V DC

**BLUETOOTH
CONNECTION
TO THE
MEGGER
LINK™ APP**



DCM1500S

Item no.

1013-357

- 2000 V DC
- TRMS 1500 V AC
- 1500 A AC/DC
- Smart Hold
- Auto ranging
- MIN/MAX Hold
- Inrush Current
- Megger Link app compatible
- CAT IV 600 V / CAT III 1000 V
- Data logger
- PV test leads with MC4PV plug

Included accessories: DCM 4mm Lead Set (Inc. Probes and Crocodile Clips), TP-90 Thermocouple Probe, PVHV1 Lead (4mm Plugs), PVHV2 Lead (MC4PV Plugs), Hard Carry Case

Measuring up to 2000 V DC and 1500 V AC (using the PVHV Leads), as well as 1500 A AC or DC, the DCM1500S solar clamp meter is ideal for use in the installation, maintenance, monitoring and testing of photovoltaic systems as well standard AC or DC electrical equipment. It has a large clear backlit display and an automatic torch in the jaw to assist use in poorly lit areas. Using the free Megger Link App, the measurement value can be remotely monitored on a smart device using the built-in Bluetooth®. This will give a live trend graph and offer the ability to sample and log the values for later analysis.

DATASHEET




MEGGER LINK APP




MEGGER LINK APP

Free of charge in the App Store



The Megger Link App makes it easier for you to work with a range of Megger instruments. It allows you to connect the test Instrument to the app via Bluetooth. This connection is the prerequisite for displaying all previously downloaded test results. Of course, you can also view 'live' values measured by the tester and a graphical representation of the results on the display. The graph is updated at intervals specified in the app settings. The measuring range of the tester can be changed at any time and displayed on your Smart Phone or Tablet. It is possible to display up to 4 test instruments with the corresponding measurements and line graphs at the same time. Furthermore, the Megger Link App allows you to record the measurement value directly on your Smart Phone or Tablet, download stored log data, rename the test instrument used and share an image section. The latter can be sent as a CSV file directly via email, text message, WhatsApp, etc. This file can be opened in Excel or other spreadsheet software to create charts and tables for reports or presentations.

Available on the
App Store



GET IT ON
Google Play



PVK330

PHOTOVOLTAIC KIT



PVK330

Item no.

1002-551

- PVM210 irradiance meter
- DCM340 600 A AC / DC clampmeter
- MC4 solar connectors to 4 mm standard plug test leads
- MC3 to MC4 adaptor test leads
- PV kit storage pouch

Included accessories: Batteries, PVM210 pouch, DCM standard test leads with probes, Calibration certificate (PVM210 only)

When installing, commissioning and testing a photovoltaic installation additional instrumentation is required to accompany the usual electrician's test equipment such as the Megger MFT1835 multifunction tester.

The Megger PVK330 photovoltaic kit offers this additional instrumentation in the form of a PVM210 irradiance meter, DCM340 600 A ac / dc clampmeter and a kit of specialist solar test leads. To provide easy storage of the PV kit a zipped pouch is also included.

DATASHEET



The PVK330 kit offers the solar / photovoltaic engineer a clampmeter option of verifying, with the PVM210 irradiance meter, the stated short circuit current as provided by the manufacturer of the solar panel as required by published standards. In addition, this clampmeter offers the option of testing the current within each 'string' on a larger solar array without disconnection of cables.

PVM210 IRRADIANCE METER



PVM210

Item no.

1002-548

- Optimal incident angle and positioning of solar panels
- Measurement of solar power for panel short circuit calculation
- 3¾ digit LCD display with 1999 W/m² range
- Single handed use
- Mini pocket size
- Standard camera mount fixing for accurate placement

Included accessories: Batteries, Pouch, Calibration certificate

DATASHEET



The Megger PVM210 provides the solar / photovoltaic engineer a compact, pocket size instrument that is easy to use.

Single handed operation is possible because the solar detector and meter being housed in one neat unit. This feature is ideal when using the instrument on a sloping roof or at the top of a ladder.

With the easy to read display and measurement hold feature the meter gives fast, accurate readings of solar power for initially choosing optimum position for the photovoltaic panel. In addition the meter can provide the vital measurement for the calculation of short circuit current in conjunction with a suitable ammeter to verify the stated short circuit current provided by the manufacturer of the panel.

In addition to W/m² measurements, a selectable BTU (British Thermal Unit) measurement range is also featured.

To prolong battery life the PVM210 has an auto power off.

On the rear of the meter is a universal camera thread that allows mounting for precise readings if required. A protective pouch is included with each instrument.



FREE OF
CHARGE
IN THE
APP STORE

BLUETOOTH-
CONNECTION
TO THE
MEGGER
LINK™ APP



PVK350

CONSISTING OF:

DCM1500S Solar clamp meter

- 2000 V DC
- TRMS 1500 V AC
- 1500 A AC/DC
- Smart Hold
- Auto ranging
- MIN/MAX Hold
- Inrush Current
- Megger Link app compatible
- CAT IV 600V / CAT III 1000V
- Data logger
- PV test leads with MC4PV plug

Included accessories: DCM 4mm Lead Set (Inc. Probes and Crocodile Clips), TP-90 Thermocouple Probe, PVHV1 Lead (4mm Plugs), PVHV2 Lead (MC4PV Plugs), Hard Carry Case

PVM210 Irradiance Meter

- Optimal incident angle and positioning of solar panels
- Measurement of solar power for panel short circuit calculation
- 3¾ digit LCD display with 1999 W/m2 range
- Single handed use
- Mini pocket size
- Standard camera mount fixing for accurate placement

Included accessories: Batteries, Pouch, Calibration certificate

MC4 solar connectors to 4 mm standard plug test leads

MC3 to MC4 adaptor test leads

VF6 EX & VF5

AC NON-CONTACT
VOLTAGE DETECTOR



VF6 EX

Item no.

1013-097


VF5

Item no.

1013-098

- Hazardous area rated (only VF6 EX)
- AC non-contact voltage detector
- 12 V – 1000 V voltage range
- Visual, audible and vibration warning of low and medium voltages
- Screw-on battery cover
- Built-in bright-white LED torch
- CAT IV 1000 V
- IP67

Included accessories: Batteries 2 x AAA



DATASHEET



MPQ1000 HANDHELD POWER QUALITY ANALYSER



BASIC-KIT MPQ1000

Item no.

MPQ1000-BASIC

Included: MPQ1000 analyzer, voltage leads, SD card, USB cable, ethernet cable, universal power adapter, soft-sided carry bag plus fuse adapters and hanging strap. Does not include current clamps.

Silver-Plus-Kit MPQ1000

Item no.

MPQ1000-S-KIT-PLUS

Included: Includes MPQ1000 analyzer, voltage leads, SD card, USB cable, ethernet cable, universal power adapter, soft-sided carry bag, plus hanging strap, voltage lead plunger clips, and 4 MCCV6000-18 (four range flex 18 cm ID) CTs

- Auto CT identifies the current clamp that is connected to the analyzer as well as the range to which the CT is set.
- Configuration verification which identifies and notifies you if the product has been connected incorrectly.
- On-board data analysis which can compare results against canned or custom standards. Create your own templates for internal your company standards.
- SD Card Support, USB Card Support, USB Communications as well as Ethernet connections, making it versatile.

DATASHEET



The MPQ1000 handheld power quality analyzer has features which make it ideal for troubleshooting, compliance testing and energy audits. Auto CT identification eliminates potential errors due to wrong CT range settings. The analyzer will automatically identify the CT and verify it is connected correctly. This means you can be confident you will have the correct data.

But the hardware is not all it's about – behind the sturdy exterior is an intelligence that is focused on smart testing, with industry-leading software that enables you to minimize errors while testing, and quickly and easily analyze your results. For example, you can create your own company standard templates that can be stored and compared, as well as check your results against compliance standards. This saves time, effort and costs, making your entire testing process more efficient.

The software automatically creates custom configurations based on the issue you are troubleshooting, whether it be equipment tripping out, transformer or motor issues, EN50160 analysis or general PQ analysis. This ensures the analyzer will capture the power quality phenomenon that causes those problems. You do not have to be a PQ expert to carry out a comprehensive analysis.



MPQ2000

PORTABLE POWER
QUALITY ANALYZER



BASIC-KIT MPQ2000

Item no.

MPQ2000-BASIC

Included: MPQ2000 analyzer, voltage leads, SD card, USB cable, ethernet cable, universal power cords, soft-sided carry bag plus fused adapters. Does not include current clamps.

Silver-Plus-Kit MPQ2000

Item no.

MPQ2000-S-KIT-PLUS

Included: MPQ2000 analyzer, voltage leads, SD card, USB cable, ethernet cable, universal power cords, soft-sided carry bag, plus fused adapters and 4 MCCV6000-18 (four range flex 18 cm ID) CTs

- Power off Phase A or auxiliary, allowing it to be used anywhere
- Weather proof to NEMA 4 standard for use in any environment
- Auto CT identifies the current that the instrument is connected to and the range that it is in
- Configuration verification which highlights if the product has been connected incorrectly
- On-board data analysis which can compare results against compliance standards, including setting templates for internal company standards

The MPQ2000 is identical to the MPQ1000 in terms of functions, but the MPQ2000 has 9 channels, 4 voltage channels, 5 current channels IP54 and is supplied in a robust, weatherproof carrying case.

DATASHEET



BASIC-KIT MPQ1000



Silver-Plus-KIT MPQ1000



BASIC-KIT MPQ2000



Silver-Plus-KIT MPQ2000



TC3231 THERMAL CAMERA FOR FAST LOCATION OF HOTSPOTS



TC3231

Item no.

1012-514

- Full thermal image for IR temperature measurement
- Measurement range -20 ° to 300 °C
- Adjustable emissivity
- Micro SD memory for storing up to 6000 images
- Max/Min Measurements on screen
- Hot & Cold Spot tracking on screen
- Full image blending and selectable measurement distance of 0,5 m, 1 m, 2 m or 3m for greater accuracy

Included accessories: USB mains charger, USB lead, Micro SD card, SD card adapter, hard carry case.

DATASHEET



The Megger TC3231 offers a professional infrared 32 x 31 pixels image thermometer with a 2.2 inch (55.88 mm) colour TFT LCD display. Quick, accurate readings are possible; covering a wide range of surface temperature measurements.

The product combines the convenience of an infrared thermometer with the visual advantage of a thermal imager providing a troubleshooting camera with infrared heat map.

The TC3231 features a range of selectable thermal image colour palette display options along with high / low user preset temperature alarms. For convenience, background temperature is also user selectable.

An easy to use image blending function is also featured; the camera takes an aligned visible, non-infrared, image, together with a full infrared image. The 2 pictures are then blended and can be adjusted between 0 to 100%. This makes identifying problems and pinpointing their location far easier.

As well as centre spot temperature measurement, the camera also offers simultaneous hot and cold spot tracking, with resultant values and location updated continuously on the display.

Up to 6000 images can be saved on the included micro SD memory card which can be downloaded to a PC via the USB interface in BMP file format. An SD card adapter is also provided for file transfer directly to a computer if required.



PSI410 PHASE SEQUENCE INDICATOR



PSI410

Item no.

1001-612

- LED clockwise and counter clockwise phase rotation indication
- Audible indication of direction
- Phase condition LEDs
- Fused test leads
- Croc clips and prods provided
- Dual phase colour identification

Included accessories: Croc clips and Prods

Electrical work on commercial and industrial installations often requires working on motorised machinery with three phase supplies. Correct sequence of the phases is important with certain motors and pumps as damage to brakes and valves will occur in minutes with incorrect phasing.

The Megger PSI410 phase rotation indicator provides rapid indication of correct phase sequence utilising a three bi-coloured LED display and a specific audible tone. Clockwise rotation is indicated by clockwise rotating green LEDs with a continuous tone and counter clockwise rotation has counter clockwise rotating red LEDs and a warbling tone.

To avoid the display rotating at the supply frequency the unit has been designed to provide a slow rotational speed of the display to allow easy indication of rotation.

DATASHEET



Dual phase colour coding has been adopted for the PSI410 to allow ease of use on both Brown / Black / Grey and Red / Yellow / Blue colour coded supplies.

The PSI410 also features a triple bi-coloured LED display that indicates that all three phases are present. A green LED indicates the phase is present while a red LED shows a missing phase connection.

The unit has a tough rugged case designed for an industrial environment and is supplied with long fused test leads with croc-clips and prods. The prods have insulated tips that provide less than 4 mm exposed tip.

The PSI410 is self powered from the supply and requires no batteries.

The PSI410 is an ideal addition to an electrician's tool kit where currently owned test instruments do not feature phase rotation. The unit provides a quick and simple means of checking phase sequence on motor, pump and air conditioning three phase supplies.

TDR500/3 SINGLE CHANNEL TIME DOMAIN REFLECTOMETER & CABLE LENGTH METER



CATIV
150V



DATASHEET



TDR500/3

Item no.

1002-227

- Minimum resolution of only 0,1 m for troubleshooting very close to the cable end
- Maximum measuring range up to 5 km
- Output resistances of 25, 50, 75 and 100 Ω and a velocity factor between 0,2 and 0,99
- Trace Hold function
- High-resolution display
- Very intuitive and easy operation through a control switch
- AUTO selection of gain and pulse width
- IP54 protection class for harsh environments

Included accessories: Carrying case, test probe test set

The TDR500/3 is a hand held, compact time domain reflectometer for locating faults on metallic cables. It has a minimum resolution of 0.1 m and a 5 km maximum range depending on velocity factor selected and cable type.

Four output impedances are available (25, 50, 75, and 100 Ω) and a velocity factor between 0.2 and 0.99 will meet any cable test requirements

The TDR500/3 has a simple selection option which together with a 4 way control switch offers an intuitive operation for the user.

An AUTO selection option ensures that the most effective parameters are selected depending on the range required, aiding rapid diagnosis of the TDR trace. A clear operator controlled cursor allows instant measurement of the distance to the fault.

A trace HOLD feature also allows the operator to hold a trace on the screen, something not seen on most other handheld TDRs. Extra high resolution together with whitelight backlight and grey scale tones give the graphical display a vibrancy, aiding the user in identifying key events on the trace.



TDR2050

DUAL CHANNEL TIME DOMAIN REFLECTOMETER & CABLE LENGTH METER

CAT IV
600V



DATASHEET



TDR2050

Item no.

1005-022

- Two measuring channels and measured value memory for 100 traces
- Graphical color display (800 x 400) for better comparison of the measured curves
- AUTO set up mode for instant, easy use
- Length measurement and fault localization on copper cables
- Ultra-fast pulses for searching at the very near end of the cable
- Measurement category up to CAT IV / 600 V
- Protection class IP54 for harsh environments
- Minimum resolution of 0.1 m with 20 km maximum range
- Output impedances from 25, 50, 75, 100, 125 up to 140 Ohm
- Velocity factor between 0.2 and 0.99
- CAT IV 600 V input protection
- Step and pulse TDR selection
- Trace tagging facility that allows a name to be saved with the trace pulse width of two nanoseconds for use on all twisted-pair metal cables

Included accessories: Carrying case, AC-DC charger

The Megger® TDR2000/3, TDR2010 and TDR2050 are state of the art, dual channel, high resolution, compact Time Domain Reflectometers with a colour screen for locating faults on paired metallic cables.

All TDRs in this series have a minimum resolution of 0.1 m / 0.3 ft and a 20 km / 65 kft maximum range depending on the velocity factor selected and the cable type. Various output impedances are available (TDR2000/3 and 2010: 25, 50, 75, 100, 125 ohm + AUTO. TDR2050: 25, 50, 75, 100, 140 ohm + AUTO) and an auto impedance matching feature. The velocity factor can be set between 0.2 and 0.99 to meet any cable test requirements.

The TDR2000 series have a large, high resolution, colour, WVGA display with easy set up features. Directional control buttons, together with soft keys, provide intuitive and easy operation for the user.

An AUTO selection option ensures that the most effective parameters are selected depending on the range required, aiding rapid diagnosis of the TDR trace. The ability to manually override the auto function allows fine tuning to enable identification of hard to determine faults.

Dual trace and dual cursor capabilities allow full flexibility, giving the operator full control and instant indication of distance between two points.

A trace comparison feature also allows close examination between trace conditions. Extra high resolution together with a white-light backlight, user definable colour schemes give the graphical display a vibrance, aiding the user in identifying key events on the trace.



TDR-Series

TIME DOMAIN REFLECTOMETER & CABLE LENGTH METER

TDR2000/3

Item no.

1007-063

TDR2000/3P

Item no.

1007-067

TDR2010

Item no.

1007-079

- IP54 rating for working in the field
- 'Auto setup' mode for instant, easy use
- 'AutoFind' and 'FindEnd' functions help you find the fault fast
- Trace tagging allows a name to be saved with the trace
- Distance-dependent gain counteracts signal attenuation
- Step function improves detection of near-end faults

Included accessories: Download kit, Carry case, AC-DC charger, Retractable sheath fused test lead (2 pairs) (only TDR2000/3P)

DATASHEET



TDR1000/3P

Item no.

TDR1000/3P

- Simple operation
- Auto setup for instant use
- Ultra fast pulse for near end fault identification
- Trace 'Hold' feature to allow comparison between cables
- IP54 rating offers real life working
- Designed for use on all metallic cable pairs

Included accessories: Hard case, User guide CD, Retractable sheath fused test lead (1 pair)

DATASHEET



The TDR1000/3P handheld time domain reflectometer (TDR) is a compact, handheld instrument for locating faults on metallic cables. With built-in blocking filters and fused test leads, it has a minimum resolution of 0.1 m and a 5 km maximum range depending on the velocity factor selected and the cable type.

The TDR1000/3P has four output impedances available (25, 50, 75, and 100 Ω) and a four-way control switch that makes operating the instrument simple and intuitive. It also has a velocity factor between 0.2 and 0.99, enabling it to meet any cable test requirements.

The instrument has an 'Auto selection' option that ensures that the most effective parameters are selected depending on the range required, aiding rapid diagnosis of the TDR trace. Dual cursors allow

complete flexibility, giving you full control and an instant indication of the distance between two points. A trace 'Hold' feature also allows comparison between conditions, something not seen on most other handheld TDRs. Extra high resolution together with a white-light backlight and grey scale tones make the graphical display vibrant, helping you to identify key events on the trace.



	TDR500/3	TDR1000/3	TDR1000/3P	TDR2000/3	TDR2000/3P	TDR2010	TDR2050
Range	0,2m to 5km	0,2 m to 5 km	0,2 m to 5 km	0,2 m to 20 km	0,2 m to 20 km	0,2 m to 20 km	0,2 m to 20 km
Shortest pulse width	2 ns	2 ns	2 ns	2 ns	2 ns	2 ns	2 ns
Number of Channels	1	1	1	2	2	2	2
Built-in Blocking Filter	■	■	■	■	■	■	■
Memory Function	Trace-Hold	Trace hold with Live Trace overlay	Trace hold with Live Trace overlay	Trace hold with Live Trace overlay	Trace hold with Live Trace overlay	Trace hold with Live Trace overlay	Trace hold with Live Trace overlay
Automatic Section	Adjustable	Adjustable	Adjustable	Adjustable	Adjustable	Adjustable	Adjustable
Auto-error detection				■	■	■	■
Trace Tagging						■	■
Step Function							■
Distance dependant gain							■
Auto end find							■
Rechargeable Battery				■	■	■	■
Test Lead type	Minature Clip	Minature Clip	Minature Clip	Minature Clip	10A Fused standard clip	Minature Clip	10A Fused standard clip
Safety rating	CAT III 300 V	CAT III 300 V	CAT III 300 V	CAT III 300 V	CAT III 300 V	CAT III 300 V	CAT III 600 V
Dust and weatherproof rating	IP54	IP54	IP54	IP54	IP54	IP54	IP54



LA-KIT

Item no.

1014-833

- 5 most common lamp adaptors
- Allows easy testing at the lamp sockets
- IEC61010 compliant

Included accessories: Carry case, 2-wire lead set

DATASHEET



The Megger LA-KIT provides the user with 5 separate lamp socket adaptors, to allow electrical test equipment to be connected to the circuit via industry standard 4 mm sockets, for measurement and test purposes, without the need to disturb the circuit wiring or lamp housing.

PRODUCT CONTENTS

- B22 Lamp Adaptor
- B14 Lamp adaptor
- E27 Lamp adaptor
- E14 Lamp adaptor
- GU10 Lamp adaptor
- 2 Wire lead set
- Protective carry case

MCT105 CABLE LOCATOR



MCT105

Item no.

1013-836

- Trace cables and conductors in walls
- Works on both live and dead cables or conductors
- Locate conductor breaks and short circuits
- Identify fuses and circuit breakers
- Trace conductors buried in the ground
- Trace metal water and heating pipes
- Visual and audible signal strength indication
- Non-contact voltage detector (receiver)
- Automatic or manual sensitivity adjustment
- Built-in torch (receiver)

Included accessories: Test leads, crocodile clips, test probes, protective carry case

DATASHEET



The kit for the Megger MCT105 cable locator includes a separate transmitter and receiver. The instrument is designed to help detect and trace cables or metallic conductors in walls or buried underground and can locate and identify fuses or breakers on electrical circuits. It can also find breaks or short circuits in cables and electrical underfloor heating systems and can be used for tracing metal water and heating pipes.

The transmitter operates on 5 voltage ranges: 12 V, 50 V, 120 V, 230 V, and 400 V, as well as generating a signal on dead or isolated cables and conductors. The receiver offers either automatic or manual adjustment of the signal sensitivity for increased accuracy and can detect buried cables up to a depth of 2.5 M. Both units include an auto power off feature and low battery indicators.

MSL10

STUD
LOCATOR



MSL10

Item no.

1013-547

- Locate wooden joists or studs
- Locate metal joists or studs
- Locate live AC cables
- Simple to use
- Adjustable depth range
- Audible and visual indication
- Carry case included

DATASHEET



The Megger MSL10 is a simple to use instrument, designed to help locate the edges of wooden studs, metal joists or live AC cables through drywall or other common building materials. With clear LED and audible indication, the centre of studs or joists can be located by scanning from either side to locate each edge.

With three depth ranges available, the sensitivity of the unit can be adjusted to ensure accurate indication.

In addition, the MSL10 will also indicate the presence of live AC cables. The unit is supplied with a protective carry pouch that helps to protect the wall contact pads and avoid marking or damaging any finished surface being scanned.

MFL205 FUSE LOCATOR



MFL205

Item no.

1013-835

- Identify circuit breakers or fuses
- Simple to use
- Auto-Sensitivity adjustment
- Audible and visual indication
- 110/230 V operation
- Industry standard 4 mm connectors
- Red and Black crocodile clips supplied
- Carry case

DATASHEET



The Megger MFL205 is a simple to use instrument, designed to help identify an individual fuse or circuit breaker on a fuse board or within a consumer unit. Using industry standard 4mm connectors, the MFL205 transmitter can be directly connected to a circuit using the supplied crocodile clips or - with relevant adaptors - be connected to a mains socket outlet or a light socket of the circuit that the fuse or breaker to be identified, is protecting.

With automatic sensitivity adjustment, individual breakers or fuses are pin-pointed using both visual and audible indication.

Connecting the transmitter to a live circuit automatically initiates the output signal. Using a simple sweep technique across the breakers or fuses, the receivers' automatic sensitivity adjustment tunes in to the transmitted signal to allow the breaker or fuse to be easily identified. To save battery, the receiver automatically switches off after 3 minutes of inactivity

MTF230

SOCKET ADAPTOR



MTF230

Item no.

1013-838

- R1 and R2 testing
- Colour coded terminals
- Standard 4 mm terminals
- CAT II 300 V
- Safe and simple to use

DATASHEET



SORTIMO BOX



SORTIMO BOX

Item no.

BSS610000982

- Innovative, well-known click system
- Perfect storage and securing in vehicles
- Quick securing with lock, even combined with several several boxes
- Can be used as step up to 85 kg

MLM50

LASER DISTANCE METER

SUPPLIED
WITH
PROTECTIVE BELT
POUCH



MLM50

Item no.

1013-551

- 50 m Range
- Accuracy 1.5 mm (up to 10 m range)
- Single measurement mode
- Continuous measurement mode
- Automatic Max/Min
- Area Calculation
- Volume Calculation
- Meters, Feet & Inch Ranges
- 20 measurement memory
- Front or rear measurement reference
- Built-in spirit level
- IP54

Included accessories: Carry pouch with belt loop

DATASHEET



its internal memory for later recall. Memorised values are retained, even if the batteries are removed or replaced.

The MLM50 offers the user the following measurement units:

DISTANCE	AREA	VOLUME
0,000 m	0,000 m ²	0,000 m ³
0,0 in	0,000 ft ²	0,000 ft ³
0 1/16 in	0,000 ft ²	0,000 ft ³
0,000 ft	0,000 ft ²	0,000 ft ³
0'00" 1/16	0,000 ft ²	0,000 ft ³

The Megger MLM50 Laser Distance Meter is a compact, simple to use, laser distance measuring device. It is housed in a shock absorbent IP54 rated protective case and incorporates soft-touch, sure-click buttons. With a measurement range of up to 50 m, the MLM50 offers the user either single or continuous measurement modes and the ability to track maximum and minimum measurements quickly and easily.

In addition, the unit can automatically calculate area or volume and has the added bonus of recording the last 20 readings into



BITE5 BATTERY TESTER

BITE5

- Measures impedance on cells up to 200 V
- Supports battery discharge testing
- Supports lead acid, NiCD and lithium-ion
- Measures DC voltages up to 1000 V
- Measures AC voltages up to 600 V
- Touch screen set-up and trending
- USB and micro SD card
- Measures AC and DC current

The BITE5 will test lead acid batteries, NiCD batteries as well as lithium-ion batteries. It will measure and record battery voltage, impedance, and temperature. The recorded data can be trended on the unit's touch screen. View the trended data of each test or trend the data of each cell. Set pass, warning,

and fail limits for voltage and impedance. Record the ripple voltage, ripple current, and float current and transfer the recorded data via USB or via an SD card to the Power DB software, then create custom reports and automated analysis.

TORKEL900 BATTERY DISCHARGE TEST SYSTEM

TORKEL900 Serie

- Batteries can be tested in service
- Battery cell monitor control integrated in the system
- Can be used with lead-acid, Ni-Cd, and other battery types
- Enhanced safety features including spark free connection, detection of blocked airflow, and emergency safety fuse
- Dynamic discharge technology – full power at all voltages
- Real-time monitoring during test
- A complete standalone discharge test system
- Easy report function and calibration
- Easily expandable for larger battery banks using TXL extra load units

The TORKE™ 900 series is used to perform load/discharge testing which is the only way to determine battery systems actual capacity. Together with the optional cell voltage logger, BVM, connected directly to the TORKE 900, it becomes a complete, stand-alone, discharge test system.

The high discharge capacity of TORKE gives the opportunity to shorten the test time. Discharging can take place at up to 220 A, and if higher current is needed, two or more TORKE units or extra load units, TXL, can be linked together. Tests can be conducted

at constant current, constant power, constant resistance or in accordance with a pre-selected load profile.

Testing can also be carried out without disconnecting the battery from the equipment it serves. Via a DC clamp-on probe, TORKE measures the total battery current while regulating it at a constant level. Battery systems can be plus or minus grounded or free floating. The test results can be presented and edited on a PC using the included PC software "TORKE Viewer".



SVERKER900

RELAY AND SUBSTATION TEST SYSTEM



SVERKER900

- The testbox for substation three-phase testing
- 3 currents and 4 voltages
- Standalone functionality
- Rugged and reliable for field use
- Generation of 900 V and 105 A in single phase mode
- Secondary and primary testing

Included accessories: Test cable set standard, Earth (ground) cable, Cable set 900 V

The SVERKER 900 relay and substation test system is the engineer's ultimate toolbox, addressing the increasing need for three-phase testing in electrical distribution substations, renewable power generation stations, and industrial applications. It has a powerful combination of current and voltage sources and a versatility of measurement possibilities.

The SVERKER 900 is specifically designed for basic, manual three-phase secondary testing of protection devices. In addition, you can perform various primary tests as the current and voltage sources

can be connected in series and/or parallel to give you up to 105 A AC or 900 V AC output.

All three current and four voltage sources can be individually adjusted with respect to amplitude, phase angle and frequency. The fourth voltage source allows for testing of numerical relays that need a reference voltage simulating the busbar. Operating the relay tester is also incredibly easy thanks to its intuitive user interface presented on an LCD touch screen.

MOM2 HANDHELD 200 A MICRO-OHMMETER



MOM2

Item no.

BD59090

- Up to 220 A
- Battery powered
- Weighs only 1 kg
- Safe testing with DualGround™
- Auto range: 1 $\mu\Omega$ to 1000 m Ω
- Bluetooth® PC communication
- Complies with IEEE and IEC standards

Included accessories: Test cables with Kelvin probes, Transport case, Charger, Rubber holster, Carrying strap, Belt clip, MOM2 Win

The MOM2 handheld 200 A micro-ohmmeter has been designed to measure the resistance of circuit breaker contacts, busbar joints, and other high current links. To do this effectively, it uses an ultra capacitor to generate its high output current. This ultra capacitor is able to store a huge amount of energy compared to conventional capacitors and can deliver a very high current during discharge thanks to its very low internal resistance.

This micro-ohmmeter can be used anywhere to measure a low resistance value with high accuracy. What's more, with the MOM2, it is possible to make measurements according to the DualGround method, meaning that the test object will be grounded on both sides throughout the test providing you with a safer, faster, and easier testing experience.

CARLOC CABLE AND ROUTE LOCATION SYSTEM



CARLOC

Receiver

Item no. 102-1765

Transmitter

Item no. 102-1766

Bag

Item no. 222-4109

The CARLOC cable and route locating system comes with a range of accuracy-enhancing features to help you find the cable or route quickly, safely, and easily. It has a combination of intelligent signal processing and flexible operating modes to save you time and money. Its ambient noise technology automatically recommends the best frequency and its 12 W transmitter drives signals farther down large, buried utilities.

- Display with high contrast for good readability by day and night
- Current direction indication for clear cable identification
- Transmitter with two output signals to distinguish between cables lying side by side
- IP 65 for wet, dusty, and dirty working environments
- 100 freely adjustable transmitter frequencies (from 50 Hz to 200 kHz)



Optional	Item Number
Mains adapter to transmit onto live LV lines to 480 V	220-2832
Induction clamp 5 inch (12.7 cm)	220-2829
Induction clamp 7 inch (17.8 cm)	220-2830
Broadband clamp 3 inch (7.6 cm) from 263 Hz to 5 kHz	220-2831
Fault probe (A-frame for sheath fault location)	220-2834
Bag for Fault Probe	222-4857
Stethoscope (Cable selection sensor with flex-rod) for cable identification	220-2835
EML Boot - Add-on marker locator (Europe)	220-2833
Dual direct connect leads for connecting two cables simultaneously, only for PLUS models	222-4863
MFL TX 12 V Adapter for vehicle electrical system	222-3808
Power supply adapter 220-240V. For mains operation in combination with the 12V adapter	9003 5390

CI/LCI

Item no.

1005673-1

- Inexpensive cable selection system
- Easy to operate
- Safe to operate
- Very small



Clear identification of a cable before it is cut or fitted has huge safety implications. Any mistakes here can result in fatal consequences for the cable fitter and may cause outages for the connected customers. The CI cable identification system has been developed to make this work much easier and safer.

The system consists of the current impulse generator and the receiver CI RX. This receiver is connected by (AZF 250-CI or AZF 150-CI) flex clamp for decoupling the identification signal. The pulse generator CI TX generates single sawtooth pulses with a peak current up to 100 A and transmits them into the cable being identified. The current flow of these impulses causes an electromagnetic field with a defined polarity around the cable which is received with the flex coupler of the receiver CI RX, automatically synchronised and displayed by the LED scale. The only possible adjustment is the display sensitivity.

A special software function controls and verifies all parameters of the received pulse.

The following parameters are evaluated:

- Impulse shape
- Polarity
- Amplitude
- Frequency (2 s intervall)

The directional clamp in combination with the parameter monitoring by the receiver provides a safe selection regardless of any interference.

FAULT SNIFFER 2

CABLE FAULT LOCATOR FOR UNDERGROUND LOW VOLTAGE NETWORKS

FAULT SNIFFER 2

Item no.

1012974

- Consumers can remain connected to the grid during troubleshooting, giving you more time to work and preventing lost revenue
- No service provider or cable test van necessary, saving you money
- Two-sensor technology detects natural gases and warns you about them, preventing errors in results
- Operating time >10h with one battery charge



The Fault Sniffer 2 cable fault locator for underground low voltage networks can save you time and money. With the Fault Sniffer 2 you can go to cable fault location yourself and find cable faults quickly and safely without the use of service providers or a cable test van.

Fault Sniffer 2. The data is evaluated in real time and gives you a graphical representation of the combustion gas concentration. The intelligent two-sensor technology also detects natural gases and differentiates them from combustion gases, preventing errors in results.

Most cable faults result in burns of the cable sheath. The resulting gases are sucked in and detected by the vacuum technology in the

Easyloc-Serie

EFFECTIVE AND EFFICIENT LOCATION OF CABLES AND PIPES



Easyloc-Serie

- Make optimum preparations for your building work quickly and reliably
- Semi-automatic sensitivity control
- Avoid cable damage and help to minimise costly accidents and inconvenient delays
- Depth measurement at the push of a button, even without a transmitter
- High-performance transmitter
- 33 kHz – compatible with other location systems
- Big display with easy menu structure and automatic backlight
- Quick and simple to operate

The Easyloc RxTx utility location system has been designed to detect and trace cable runs and pipe networks. The Easyloc RxTx is fast and simple to operate, with features designed to help you avoid potentially dangerous power cables, and other services, as efficiently as possible. This helps you stay safe and also helps you avoid damaging the cables, mimising costly accidents.

The Easyloc receiver shows the signal level received and marks the maximum with a marker. This means operators work with both an audio signal and visual confirmation at all times. Depth measurement is possible at the push of a button, even when using the power mode, but only with Easyloc Standard.



Easyloc RxTx is suitable for water, rail, gas, power, highways, and telecommunication utilities, as well as contractors, groundworks, building, local authorities, civil engineering, street lighting and fencing, and gardening and landscaping companies.

NIM1000

IMPEDANCE METER: PERFORMS PREVENTIVE TESTING AND EXPOSES HIDDEN FLAWS

NIM1000

Item no.

1013265

- High test current up to 1000 A
- Measures the grid impedance of the phase and neutral conductor up to the 10th harmonic
- Displays all measured parameters
- Tests in accordance with DIN EN 61557-3; VDE 0413-3
- Triggers load-sensitive and neutral faults
- Performs multi-phase measurements and switches automatically between the test points
- Highly accurate and simple to operate



With up to 1kA test current, the NIM 1000 measures loop impedance to detect malfunctions in the LV grid at an early stage.

The impedance meter triggers load-sensitive and neutral faults, detects weak contacts, and exposes hidden flaws. Depending on the grounding conditions of the tested grid, a multi-phase measurement calculates the impedance of the neutral conductor to detect defects that can cause severe safety issues.

The NIM 1000 is a versatile device: it measures the current capacity under real-life conditions, determines the voltage dip resulting from a given load, and performs tests on cables, power supply lines, and bus-bars. Those tests help determine the correct dimensioning of installations, ensure a consistently good power quality, and prevent downtimes. The collected data provides a comprehensive and reliable evaluation of the power grid in terms of current load capacity and voltage fluctuations under load. Common causes of voltage fluctuation include electronic loads and converters. These generate strong harmonic currents that add to the base frequency, elevating the load significantly.

To find out how the grid performs under load, the NIM 1000 measures complex impedance up to the 10th harmonic. With its simple operation, handy size, and bright color display, NIM 1000 is a user-friendly device, developed specifically for the needs of LV utilities and their testing technicians who work in today's demanding and competitive market conditions.



PD SCAN

HANDHELD SCANNER FOR PD SURVEYING IN MV AND HV PLANTS

PD SCAN

Item no.

1011121

- For fast verification of partial discharge activity in MV and HV plants
- Universal application range, thanks to variety of sensors
- For a quick assessment of the condition of the switchgear and cables
- Allows the allocation of maintenance resources directly to the problem areas
- Integrated camera and QR code scanner
- Easy to use via keypad and touch screen


Defects in medium and high voltage systems not only require costly repairs, but can lead to failures of network sections with corresponding consequences. Therefore, it is in the interest of all network operators to recognize signs of impending defects as early as possible and to be able to take appropriate countermeasures on time.



The PD Scan is used for the early detection of partial discharges emanating from defects in medium voltage switchgears and other electric equipment. For this purpose, the device has two internal sensors (TEV, airborne acoustic) and can also be operated with various types of external sensors (TEV, HFCT, airborne acoustic, contact probes).



NOTES





WEBINARS

Visit our free
webinars at:



<https://www.megger.com/webinars>

A photograph showing a person's hands typing on a laptop keyboard. The laptop screen displays the Megger logo in red and black, followed by the word "WEBINAR" in black. The background of the screen is white with a red and black diagonal graphic element.

Megger WEBINAR

Megger GmbH
Weststraße 59
52074 Aachen

+49 (241) 91380 – 500
bestellungen@megger.de

www.megger.de

Megger

The name "Megger" is a registered trademark. Copyright © 2024
Changes and errors excepted.

Services d'EURO-INDEX

EURO-INDEX est un fabricant, importateur et distributeur de diverses marques A dans le domaine des instruments de test et de mesure. Nous fournissons également une large gamme de services pour optimiser l'utilisation de ces instruments dans vos activités. Ces services comprennent naturellement l'entretien, la réparation et l'étalonnage des instruments, mais nous proposons aussi une assistance sous forme de formation via notre EURO-INDEX Academy et la location d'instruments.

Centre de Service Agréé

EURO-INDEX est un Centre de Service Agréé pour toutes les marques représentées. Cela signifie que vos instruments sont pris en charge par des techniciens formés par le fabricant et disposant des outils et logiciels adéquats. Seules des pièces d'origine sont utilisées et la garantie de votre instrument, ainsi que les certifications (ATEX, EN50379, etc.) restent intactes.

Laboratoire de maintenance et de calibrage

Le laboratoire des Pays-Bas est accrédité RvA selon la norme EN-ISO/IEC 17025. Cette accréditation est valable pour différentes grandeurs, telles que spécifiées dans le champ d'application associé au numéro d'accréditation K105. Les certificats de calibrage RvA sont acceptés à l'international et équivalents à ceux de BELAC.



Service Mobile

Outre les laboratoires d'étalonnage fixes de Zaventem et de Capelle aan den IJssel, nous disposons également d'un laboratoire itinérant appelé "Service mobile". Nos services peuvent venir vers vous, en offrant une qualité équivalente.

MQS®

MQS® est une formule d'entretien exclusive comportant un entretien et un calibrage périodiques de vos instruments de mesure à un coût fixe et faible. Via un portail Web gratuit (monmq.be), vous avez toujours accès à vos certificats de calibrage.

Location d'instruments de mesure

- Vaste assortiment
- Précision démontrable par le certificat d'étalonnage actuel
- Conseils avisés
- Les instruments sont livrés avec leurs accessoires

EURO-INDEX Academy

- Formations et séminaires
- Vidéos de démonstration et d'instruction
- Notes d'application



Comptoir de service



Entretien, réparation et calibrage



Formations et séminaires



Service Mobile

Sous réserve de modifications EURO-INDEX® FR 23001



BELGIQUE
Chaussée de Louvain 607
1930 Zaventem
T: 02 - 757 92 44
F: 02 - 757 92 64
sales@euro-index.be
www.euro-index.be

PAYS-BAS
Rivium 2e straat 12
2909 LG Capelle a/d IJssel
T: +31 - (0)10 - 2 888 000
F: +31 - (0)10 - 2 888 010
verkoop@euro-index.nl
www.euro-index.nl

